



Global Income Balanced Portfolio

NCM Global Income Balanced Portfolio targets wealth preservation and income by investing in fixed income and global equities.

PERFORMANCE

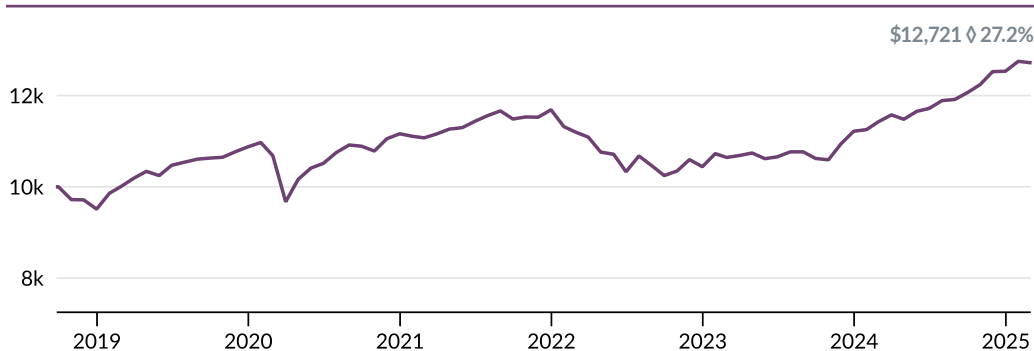
NAV/Share: F Series: \$27.23 | A Series: \$25.43

	1 mos	3 mos	6 mos	1 yr	3 yr	5 yr	Inception
F	-0.2%	1.6%	6.8%	11.3%	4.3%	3.6%	3.8%
A	-0.3%	1.3%	6.2%	10.2%	3.2%	2.4%	2.7%

	2018 ¹	2019	2020	2021	2022	2023	2024	YTD
F	-4.9%	14.4%	2.6%	4.7%	-10.7%	7.5%	11.7%	1.5%
A	-5.2%	13.1%	1.5%	3.6%	-11.7%	6.3%	10.6%	1.3%

1. 2018 return begins with September 28 inception


VALUE OF \$10,000 INVESTED AT INCEPTION



FUND OVERVIEW

MANAGEMENT TEAM	
NCM Asset Allocation Team	
Fund Codes	NRP 7100 (F) NRP 7101 (A-FE) NRP 7106 (T6) NRP 7109 (F6)
Assets	\$7.5 Million
Inception	September 28, 2018
CIFSC Category	Global Fixed Income Balanced
Distribution	Annual
Management Fee	
F Series	0.75%
A Series	1.75%
Portfolio Manager	NCM Asset Management Ltd.
Auditor	KPMG LLP
Custodian	CIBC Mellon Trust Company

RISK RATING



Rating based on change in fund's returns from year to year. See simplified prospectus for more.

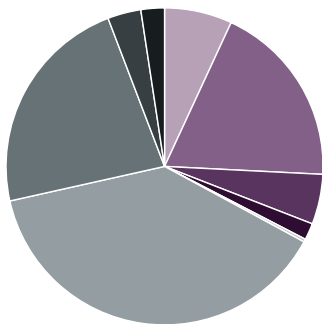
Except where indicated otherwise, F Series data as of February 28, 2025, net of fees, annualized. On May 21, 2024, the NCM Conservative Income Portfolio was renamed NCM Global Income Balanced Portfolio. The contents of this document are intended for information purposes only and should not be considered an advertisement or offer to sell or solicitation to buy any securities in any jurisdiction. Mutual fund shares or units of NCM Investments are offered for sale by way of prospectus in all provinces and territories of Canada. Commissions, trailing commissions, management fees and expenses all may be associated with mutual fund investments. Please read the NCM Investments prospectus before investing. The indicated rates of return are the historical annual compounded total returns including changes in share or unit value and reinvestment of all dividends or distributions and do not take into account sales, redemption, distribution or optional charges or income taxes payable by any security holder that would have reduced returns. Mutual fund securities are not guaranteed, their values change frequently and past performance may not be repeated. If we have included a rate of return or mathematical table to illustrate the potential effects of a compound rate of return, it is not intended to reflect future values of the mutual fund or returns on investment in the mutual fund. Each series of the Fund has a different management fee, and accordingly the performance of each series will differ. Performance data for other series can be found at www.ncminvestments.com. NCM Asset Management Ltd. as manager and portfolio manager of the Funds may engage one or more sub advisors to provide investment management services to certain Funds, including its affiliate, Cumberland Investment Counsel Inc. Please refer to the NCM Investments prospectus for more information.



Global Income Balanced Portfolio

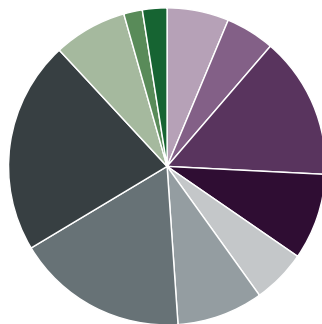
- A global fixed income balanced fund that aims to provide investors with wealth preservation and long-term capital appreciation.
- Provides investors with geographic and sector diversification beyond the Canadian market.
- Primarily invests in fixed income with equity opportunities for long-term growth.

ASSET ALLOCATION



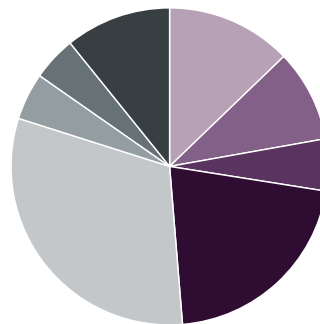
Asset Allocation	%
Canadian Equities	6.9
US Equities	18.9
European Equities	5.1
Asian Equities	1.7
Other Equities	0.3
Canadian Fixed Income	38.6
US Fixed Income	22.7
Other Fixed Income	3.4
Cash and Cash Equivalents	2.4

EQUITY SECTOR



Equity Sector	%
Energy	6.3
Basic Materials	5.0
Industrials	14.5
Consumer Discretionary	8.8
Consumer Staples	5.5
Healthcare	8.8
Financials	17.5
Information Technology	21.7
Communication Services	7.5
Utilities	1.9
Real Estate	2.5

FIXED INCOME RATING



Fixed Income Rating	%
AAA	12.8
AA	9.4
A	5.3
BBB	21.2
BB	31.2
B	4.8
CCC	4.5
NR	10.8

TOP 10 HOLDINGS (alphabetical)

- iShares Core Canadian Universe Bond ETF
- iShares Core MSCI EAFE IMI ETF
- iShares Core S&P/TSX Capped Compost ETF
- iShares Fallen Angels USD Bond ETF
- Kipling Strategic Income Class
- Lysander-Canso Corporate Value Bond
- NCM Core International
- Pender Corporate Bond
- Vanguard Global Momentum Factor ETF CAD
- Vanguard S&P 500 ETF

Weight of Top 10 - 82.2%

ASSET ALLOCATION

Equity	32.9%
Fixed Income	64.7%
Cash	2.4%

KEY METRICS

Beta	Correlation	Standard Deviation	Sharpe Ratio
0.65	0.94	5.8%	0.75

Time Period: 3 Year. Beta represents the tendency of the fund's return to respond to the benchmark; a lower value indicates less market risk. Correlation measures how the fund moves in relation to the benchmark: +1 is a perfect positive correlation. Standard Deviation is a measure of volatility; it shows how the Fund's returns have varied over a given time period. Sharpe Ratio measures the performance of an investment after adjusting for its risk.

Except where indicated otherwise, F Series data as of February 28, 2025, net of fees, annualized. On May 21, 2024, the NCM Conservative Income Portfolio was renamed NCM Global Income Balanced Portfolio. The contents of this document are intended for information purposes only and should not be considered an advertisement or offer to sell or solicitation to buy any securities in any jurisdiction. Mutual fund shares or units of NCM Investments are offered for sale by way of prospectus in all provinces and territories of Canada. Commissions, trailing commissions, management fees and expenses all may be associated with mutual fund investments. Please read the NCM Investments prospectus before investing. Key Metrics are calculated against the Fund's prospectus benchmark where applicable. NCM Asset Management Ltd. as manager and portfolio manager of the Funds may engage one or more sub advisors to provide investment management services to certain Funds, including its affiliate, Cumberland Investment Counsel Inc. Please refer to the NCM Investments prospectus for more information.