



## FUND FACTS

NCM Asset Management Ltd.  
 NCM Income Growth Class of  
 NCM Opportunities Corp.  
 Series A  
 May 20, 2020

This document contains key information you should know about Series A shares of NCM Income Growth Class. You can find more details in the Fund's simplified prospectus. Ask your representative for a copy, contact the manager, NCM Asset Management Ltd., at 1-877-531-9355 or [info@ncminvestments.com](mailto:info@ncminvestments.com), or visit [www.ncminvestments.com](http://www.ncminvestments.com).

Before you invest in any fund, consider how the fund would work with your other investments and your tolerance for risk.

Quick Facts			
<b>Fund Code:</b>	NRP 501(Initial Sales Charge) NRP 502 (Low Load)	<b>Fund Manager:</b>	NCM Asset Management Ltd.
<b>Date Series Started:</b>	December 31, 2005	<b>Portfolio Manager:</b>	NCM Asset Management Ltd.
<b>Total Value of the Fund on March 31, 2020:</b>	\$35,483,041	<b>Distributions:</b>	Monthly, at Month End.
<b>Management Expense Ratio (MER):</b>	2.25%	<b>Minimum Investment:</b>	\$5,000 initial, \$100 additional

### What does the Fund invest in?

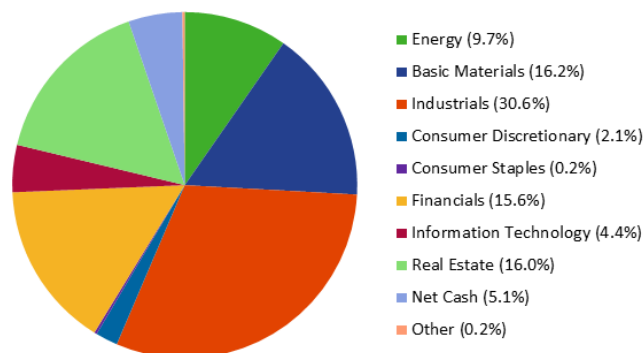
This Fund invests primarily in dividend-paying small and mid-cap Canadian equities with a minimum 10% weight in high yield fixed income. The equity portion of the Fund's portfolio will consist of companies generating earnings growth, cash flow growth, and high returns on equity that are reasonably valued and offer a high dividend yield. By targeting companies that pay out a low percentage of their earnings, yield stability is increased. The companies in the portfolio tend to exhibit high quality management teams, clean balance sheets, and strengthening competitive positions in their industry. The Fund is classified as a Canadian Equity Balanced fund thus it must invest at least 70% of its total assets in a combination of equity securities domiciled in Canada and Canadian dollar domiciled fixed income securities.

The charts below give you a snapshot of the Fund's investments on March 31, 2020. The Fund's investments will change.

### Top 10 investments (March 31, 2020)

1. Morneau Shepell Inc.	5.6%
2. FirstService Corp.	5.4%
3. Hardwoods Distribution Inc.	5.2%
4. Altus Group Ltd.	5.1%
5. NCM Short Term Income Fund, Series I	4.9%
6. Lundin Mining Corp.	4.6%
7. WSP Global Inc.	4.5%
8. Badger Daylighting Ltd.	4.2%
9. Parkland Fuel Corp.	4.0%
10. Toronto-Dominion Bank	3.9%

### Investment mix (March 31, 2020)



<b>Total percentage of top 10 investments</b>	<b>47%</b>
<b>Total number of investments</b>	<b>35</b>

### How risky is it?

The value of the Fund can go down as well as up. You could lose money.

One way to gauge risk is to look at how much a fund's returns change over time. This is called "volatility".

In general, funds with higher volatility will have returns that change more over time. They typically have a greater chance of losing money and may have a greater chance of higher returns. Funds with lower volatility tend to have returns that change less over time. They typically have lower returns and may have a lower chance of losing money.

### Risk rating

NCM Asset Management Ltd. has rated the volatility of this Fund as **medium**.

This rating is based on how much the Fund's returns have changed from year to year. It doesn't tell you how volatile the Fund will be in the future. The rating can change over time. A fund with a low risk rating can still lose money.



For more information about the risk rating and specific risks that can affect the Fund's returns, see "What are the Risks of Investing in the Fund?" section of the Fund's simplified prospectus.

### No guarantees

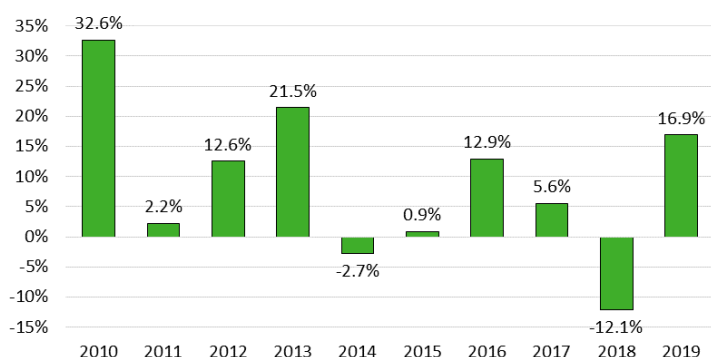
Like most mutual funds, this Fund doesn't have any guarantees. You may not get back the amount of money you invest.

### How has the Fund performed?

This section tells you how the Series A shares of the Fund have performed over the past 10 calendar years. Returns are after expenses have been deducted. These expenses reduce the Fund's return.

#### Year-by-year returns

This chart shows how the Series A shares of the Fund have performed over each of the past 10 calendar years. The Series decreased in value in 2 of the last 10 calendar years. The range of returns and change from year to year can help you assess how risky the Fund has been in the past. It does not tell you how the Fund will perform in the future.



#### Best and worst 3-month returns

This table shows the best and worst returns for the Series A shares of the Fund in a 3-month period over the past 10 calendar years and from January 1, 2020 to March 31, 2020. The best and worst 3-month returns could be higher or lower in the future. Consider how much of a loss you could afford to take in a short period of time.

	Return	3 months ending	If you invested \$1,000 at the beginning of the period
<b>Best return</b>	<b>13.7%</b>	<b>October 31, 2010</b>	Your investment would rise to \$1,136.92
<b>Worst return</b>	<b>-29.3%</b>	<b>March 31, 2020</b>	Your investment would drop to \$706.70

#### Average return

As at March 31, 2020, a person who invested \$1,000 in the Fund for the last 10 years now has \$1,435.00. This works out to an annual compound return of 3.7%.

### Who is this Fund for?

This Fund is suitable for investors who:

- Are looking for a monthly distribution
- Want the potential for long term capital appreciation
- Are comfortable with medium investment risk (i.e. can tolerate volatility in the market value of your investment)

### A word about tax

In general, you'll have to pay income tax on any money you make on a fund. How much you pay depends on the tax laws where you live and whether or not you hold the fund in a registered plan such as a Registered Retirement Savings Plan or a Tax-Free Savings Account.

Keep in mind that if you hold your fund in a non-registered account, fund distributions are included in your taxable income, whether you get them in cash or have them reinvested.

### How much does it cost?

The following tables show the fees and expenses you could pay to buy, own and sell Series A shares of the Fund. The fees and expenses – including any commissions – can vary among series of a fund and among funds. Higher commissions can influence representatives to recommend one investment over another. Ask about other funds and investments that may be suitable for you at a lower cost.

#### 1. Sales charges

You have to choose a sales charge option when you buy the Fund. Ask about the pros and cons of each option.

Sales Charge Option	What you Pay		How it Works
	In Per Cent (%)	In Dollars (\$)	
<b>Initial Sales Charge</b>	0% to 5% of the amount you buy	\$0 to \$50 on every \$1,000 you buy	<ul style="list-style-type: none"> <li>- You and your representative decide on the rate.</li> <li>- The initial sales charge is deducted from the amount you buy. It goes to your representative's firm as a commission.</li> </ul>
<b>Low Load Deferred Sales Charge</b>	If you sell within: 1 year of buying: 3.0% 2 years of buying: 2.5% 3 years of buying: 2.0%	\$0 to \$30 on every \$1,000 you sell	<ul style="list-style-type: none"> <li>- The deferred sales charge is a set rate. It is a percentage of the original purchase price. It is deducted from the amount you receive at the time you sell.</li> <li>- When you buy the Fund, NCM Asset Management Ltd. pays your representative's firm a commission of 2.25% based on the amount you paid. Any deferred sales charge you pay goes to NCM Asset Management Ltd.</li> <li>- You can sell up to 10% of your securities each year without paying a deferred sales charge.</li> <li>- You can switch to the same sales charge option of another class within NCM Opportunities Corp. without paying the deferred sales charge. Instead, the existing deferred sales charge schedule will continue with your new fund.</li> </ul>

#### 2. Fund expenses

You don't pay these expenses directly. They affect you because they reduce the Fund's returns. As of September 30, 2019, the Fund's expenses were 2.36% of its value. This equals \$23.60 for every \$1,000 invested.

	Annual Rate (as a % of the Fund's value)
<b>Management Expense Ratio (MER)</b> This is the total of the Fund's management fee (which includes the trailing commission) and operating expenses.	2.25%
<b>Trading Expense Ratio (TER)</b> These are the Fund's trading costs.	0.11%
<b>Fund Expenses</b>	<b>2.36%</b>

#### Performance fee

Prior to April 18, 2016, the Fund paid a performance fee to the Manager if the series return of the Fund exceeded the return of the applicable market index during the same period. The performance fee is no longer charged by the Manager to the Fund.

### More about the trailing commission

The trailing commission is an ongoing commission. It is paid for as long as you own the Fund. It is for the services and advice that your representative and their firm provide to you.

NCM Asset Management Ltd. pays the trailing commission to your representative's firm. It is paid from the Fund's management fee and is based on the value of your investment. The rate depends on the sales charge option you choose.

	Amount of trailing commission	
	In Per Cent (%)	In Dollars (\$)
Initial Sales Charge	0.65% of the value of your investment each year	\$6.50 each year on every \$1,000 invested
Low Load Deferred Sales Charge	0.25% of the value of your investment in the first year and second year after buying	\$2.50 on every \$1,000 invested
	0.50% of the value of your investment in the third year after buying	\$5.00 on every \$1,000 invested
	0.65% of the value of your investment in the fourth year after buying and each year thereafter	\$6.50 on every \$1,000 invested

### 3. Other fees

You may have to pay other fees when you buy, hold, sell or switch shares of the Fund.

Fee	What you pay
Short-term redemption fee	2% of the cost of the shares you redeem within 30 days of the original date of purchase. This fee is charged by the Manager.
Switch Fee	Your representative's firm may charge you a fee if you switch to another series of the Fund or to another fund within the NCM Group of Funds.

### What if I change my mind?

Under securities law in some provinces and territories, you have the right to:

- a. Withdraw from an agreement to buy mutual funds within two business days after you receive a simplified prospectus or Fund Facts document, or
- b. Cancel your purchase within 48 hours after you receive confirmation of the purchase.

In some provinces and territories, you also have the right to cancel a purchase, or in some jurisdictions, claim damages, if the simplified prospectus, annual information form, Fund Facts document or financial statements contain a misrepresentation. You must act within the time limit set by the securities law in your province or territory.

For more information, see the securities law of your province or territory or ask a lawyer.

### For more information

Contact the Manager, NCM Asset Management Ltd., or your representative for a copy of the Fund's simplified prospectus and other disclosure documents. These documents and the Fund Facts make up the Fund's legal documents.

NCM Asset Management Ltd.  
Suite 1850, 333 - 7th Avenue S.W.,  
Calgary, AB T2P 2Z1

Phone: (403) 531-2650  
Toll-free: 1-877-531-9355

Email: [info@ncminvestments.com](mailto:info@ncminvestments.com)  
Website: [www.ncminvestments.com](http://www.ncminvestments.com)

To learn more about investing in mutual funds, see the brochure **Understanding mutual funds**, which is available on the website of the Canadian Securities Administrators at [www.securities-administrators.ca](http://www.securities-administrators.ca).



## FUND FACTS

NCM Asset Management Ltd.  
 NCM Income Growth Class of  
 NCM Opportunities Corp.  
 Series B  
 May 20, 2020

This document contains key information you should know about Series B shares of NCM Income Growth Class. You can find more details in the Fund's simplified prospectus. Ask your representative for a copy, contact the manager, NCM Asset Management Ltd., at 1-877-531-9355 or [info@ncminvestments.com](mailto:info@ncminvestments.com), or visit [www.ncminvestments.com](http://www.ncminvestments.com).

Before you invest in any fund, consider how the fund would work with your other investments and your tolerance for risk.

Quick Facts			
<b>Fund Code:</b>	NRP 503 (Initial Sales Charge) NRP 504 (Low Load)	<b>Fund Manager:</b>	NCM Asset Management Ltd.
<b>Date Series Started:</b>	June 30, 2011	<b>Portfolio Manager:</b>	NCM Asset Management Ltd.
<b>Total Value of the Fund on March 31, 2020:</b>	\$35,483,041	<b>Distributions:</b>	Monthly, at Month End.
<b>Management Expense Ratio (MER):</b>	2.63%	<b>Minimum Investment:</b>	\$5,000 initial, \$100 additional

### What does the Fund invest in?

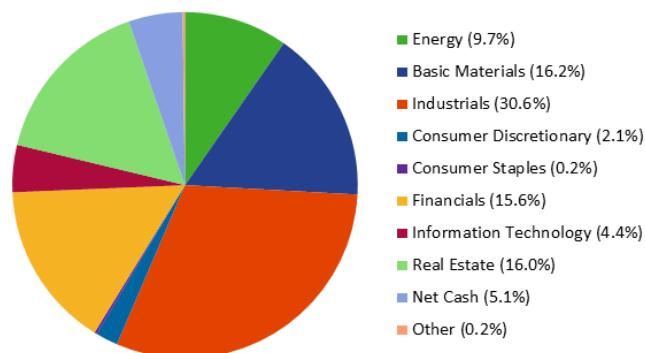
This Fund invests primarily in dividend-paying small and mid-cap Canadian equities with a minimum 10% weight in high yield fixed income. The equity portion of the Fund's portfolio will consist of companies generating earnings growth, cash flow growth, and high returns on equity that are reasonably valued and offer a high dividend yield. By targeting companies that pay out a low percentage of their earnings, yield stability is increased. The companies in the portfolio tend to exhibit high quality management teams, clean balance sheets, and strengthening competitive positions in their industry. The Fund is classified as a Canadian Equity Balanced fund thus it must invest at least 70% of its total assets in a combination of equity securities domiciled in Canada and Canadian dollar domiciled fixed income securities.

The charts below give you a snapshot of the Fund's investments on March 31, 2020. The Fund's investments will change.

### Top 10 investments (March 31, 2020)

1. Morneau Shepell Inc.	5.6%
2. FirstService Corp.	5.4%
3. Hardwoods Distribution Inc.	5.2%
4. Altus Group Ltd.	5.1%
5. NCM Short Term Income Fund, Series I	4.9%
6. Lundin Mining Corp.	4.6%
7. WSP Global Inc.	4.5%
8. Badger Daylighting Ltd.	4.2%
9. Parkland Fuel Corp.	4.0%
10. Toronto-Dominion Bank	3.9%

### Investment mix (March 31, 2020)



<b>Total percentage of top 10 investments</b>	<b>47%</b>
<b>Total number of investments</b>	<b>35</b>

### How risky is it?

The value of the Fund can go down as well as up. You could lose money.

One way to gauge risk is to look at how much a fund's returns change over time. This is called "volatility".

In general, funds with higher volatility will have returns that change more over time. They typically have a greater chance of losing money and may have a greater chance of higher returns. Funds with lower volatility tend to have returns that change less over time. They typically have lower returns and may have a lower chance of losing money.

### Risk rating

NCM Asset Management Ltd. has rated the volatility of this Fund as **medium**.

This rating is based on how much the Fund's returns have changed from year to year. It doesn't tell you how volatile the Fund will be in the future. The rating can change over time. A fund with a low risk rating can still lose money.



For more information about the risk rating and specific risks that can affect the Fund's returns, see "What are the Risks of Investing in the Fund?" section of the Fund's simplified prospectus.

### No guarantees

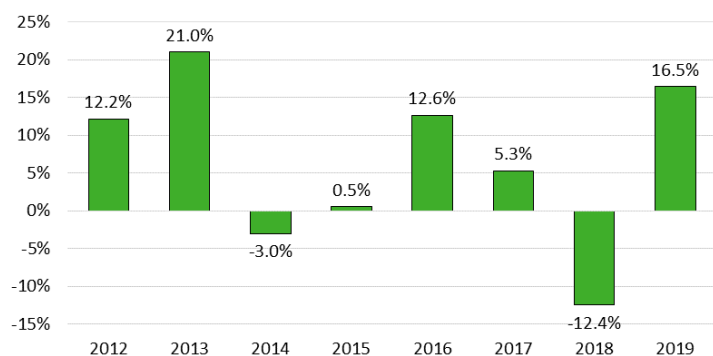
Like most mutual funds, this Fund doesn't have any guarantees. You may not get back the amount of money you invest.

### How has the Fund performed?

This section tells you how the Series B shares of the Fund have performed over the past 8 calendar years. Returns are after expenses have been deducted. These expenses reduce the Fund's return.

#### Year-by-year returns

This chart shows how the Series B shares of the Fund have performed over the past 8 calendar years. The Series decreased in value in 2 of the past 8 calendar years. The range of returns and change from year to year can help you assess how risky the Fund has been in the past. It does not tell you how the Fund will perform in the future.



#### Best and worst 3-month returns

This table shows the best and worst returns for the Series B shares of the Fund in a 3-month period over the past 8 calendar years and from January 1, 2020 to March 31, 2020. The best and worst 3-month returns could be higher or lower in the future. Consider how much of a loss you could afford to take in a short period of time.

	Return	3 months ending	If you invested \$1,000 at the beginning of the period
<b>Best return</b>	<b>11.7%</b>	<b>March 31, 2019</b>	Your investment would rise to \$1,117.39
<b>Worst return</b>	<b>-29.4%</b>	<b>March 31, 2020</b>	Your investment would drop to \$705.94

#### Average return

As at March 31, 2020, a person who invested \$1,000 in the Fund at its inception now has \$1,091.39. This works out to an annual compound return of 1.0%.

### Who is this Fund for?

This Fund is suitable for investors who:

- Are looking for a monthly distribution
- Want the potential for long term capital appreciation
- Are comfortable with medium investment risk (i.e. can tolerate volatility in the market value of your investment)

### A word about tax

In general, you'll have to pay income tax on any money you make on a fund. How much you pay depends on the tax laws where you live and whether or not you hold the fund in a registered plan such as a Registered Retirement Savings Plan or a Tax-Free Savings Account.

Keep in mind that if you hold your fund in a non-registered account, fund distributions are included in your taxable income, whether you get them in cash or have them reinvested.

### How much does it cost?

The following tables show the fees and expenses you could pay to buy, own and sell Series B shares of the Fund. The fees and expenses – including any commissions – can vary among series of a fund and among funds. Higher commissions can influence representatives to recommend one investment over another. Ask about other funds and investments that may be suitable for you at a lower cost.

#### 1. Sales charges

You have to choose a sales charge option when you buy the Fund. Ask about the pros and cons of each option.

Sales Charge Option	What you Pay		How it Works
	In Per Cent (%)	In Dollars (\$)	
<b>Initial Sales Charge</b>	0% to 5% of the amount you buy	\$0 to \$50 on every \$1,000 you buy	<ul style="list-style-type: none"> <li>- You and your representative decide on the rate.</li> <li>- The initial sales charge is deducted from the amount you buy. It goes to your representative's firm as a commission.</li> </ul>
<b>Low Load Deferred Sales Charge</b>	If you sell within: 1 year of buying: 3.0% 2 years of buying: 2.5% 3 years of buying: 2.0%	\$0 to \$30 on every \$1,000 you sell	<ul style="list-style-type: none"> <li>- The deferred sales charge is a set rate. It is a percentage of the original purchase price. It is deducted from the amount you receive at the time you sell.</li> <li>- When you buy the Fund, NCM Asset Management Ltd. pays your representative's firm a commission of 2.25% based on the amount you paid. Any deferred sales charge you pay goes to NCM Asset Management Ltd.</li> <li>- You can sell up to 10% of your securities each year without paying a deferred sales charge.</li> <li>- You can switch to the same sales charge option of another class within NCM Opportunities Corp. without paying the deferred sales charge. Instead, the existing deferred sales charge schedule will continue with your new fund.</li> </ul>

#### 2. Fund expenses

You don't pay these expenses directly. They affect you because they reduce the Fund's returns. As of September 30, 2019, the Fund's expenses were 2.74% of its value. This equals \$27.40 for every \$1,000 invested.

	Annual Rate (as a % of the Fund's value)
<b>Management Expense Ratio (MER)</b> This is the total of the Fund's management fee (which includes the trailing commission) and operating expenses.	2.63%
<b>Trading Expense Ratio (TER)</b> These are the Fund's trading costs.	0.11%
<b>Fund Expenses</b>	<b>2.74%</b>

#### Performance fee

Prior to April 18, 2016, the Fund paid a performance fee to the Manager if the series return of the Fund exceeded the return of the applicable market index during the same period. The performance fee is no longer charged by the Manager to the Fund.

### More about the trailing commission

The trailing commission is an ongoing commission. It is paid for as long as you own the Fund. It is for the services and advice that your representative and their firm provide to you.

NCM Asset Management Ltd. pays the trailing commission to your representative's firm. It is paid from the Fund's management fee and is based on the value of your investment. The rate depends on the sales charge option you choose.

	Amount of trailing commission	
	In Per Cent (%)	In Dollars (\$)
Initial Sales Charge	1.00% of the value of your investment each year	\$10.00 each year on every \$1,000 invested
Low Load Deferred Sales Charge	0.25% of the value of your investment in the first year and second year after buying	\$2.50 on every \$1,000 invested
	0.50% of the value of your investment in the third year after buying	\$5.00 on every \$1,000 invested
	1.00% of the value of your investment in the fourth year after buying and each year thereafter	\$10.00 on every \$1,000 invested

### 3. Other fees

You may have to pay other fees when you buy, hold, sell or switch shares of the Fund.

Fee	What you pay
Short-term redemption fee	2% of the cost of the shares you redeem within 30 days of the original date of purchase. This fee is charged by the Manager.
Switch Fee	Your representative's firm may charge you a fee if you switch to another series of the Fund or to another fund within the NCM Group of Funds.

### What if I change my mind?

Under securities law in some provinces and territories, you have the right to:

- a. Withdraw from an agreement to buy mutual funds within two business days after you receive a simplified prospectus or Fund Facts document, or
- b. Cancel your purchase within 48 hours after you receive confirmation of the purchase.

In some provinces and territories, you also have the right to cancel a purchase, or in some jurisdictions, claim damages, if the simplified prospectus, annual information form, Fund Facts document or financial statements contain a misrepresentation. You must act within the time limit set by the securities law in your province or territory.

For more information, see the securities law of your province or territory or ask a lawyer.

### For more information

Contact the Manager, NCM Asset Management Ltd., or your representative for a copy of the Fund's simplified prospectus and other disclosure documents. These documents and the Fund Facts make up the Fund's legal documents.

NCM Asset Management Ltd.  
Suite 1850, 333 - 7th Avenue S.W.,  
Calgary, AB T2P 2Z1

Phone: (403) 531-2650  
Toll-free: 1-877-531-9355

Email: [info@ncminvestments.com](mailto:info@ncminvestments.com)  
Website: [www.ncminvestments.com](http://www.ncminvestments.com)

To learn more about investing in mutual funds, see the brochure **Understanding mutual funds**, which is available on the website of the Canadian Securities Administrators at [www.securities-administrators.ca](http://www.securities-administrators.ca).





## FUND FACTS

NCM Asset Management Ltd.  
 NCM Income Growth Class of  
 NCM Opportunities Corp.  
 Series F  
 May 20, 2020

This document contains key information you should know about Series F shares of NCM Income Growth Class. You can find more details in the Fund's simplified prospectus. Ask your representative for a copy, contact the manager, NCM Asset Management Ltd., at 1-877-531-9355 or [info@ncminvestments.com](mailto:info@ncminvestments.com), or visit [www.ncminvestments.com](http://www.ncminvestments.com).

**Before you invest in any fund, consider how the fund would work with your other investments and your tolerance for risk.**

Quick Facts			
<b>Fund Code:</b>	NRP 500	<b>Fund Manager:</b>	NCM Asset Management Ltd.
<b>Date Series Started:</b>	December 31, 2005	<b>Portfolio Manager:</b>	NCM Asset Management Ltd.
<b>Total Value of the Fund on March 31, 2020:</b>	\$35,483,041	<b>Distributions:</b>	Monthly, at Month End.
<b>Management Expense Ratio (MER):</b>	1.57%	<b>Minimum Investment:</b>	\$5,000 initial, \$100 additional

### What does the Fund invest in?

This Fund invests primarily in dividend-paying small and mid-cap Canadian equities with a minimum 10% weight in high yield fixed income. The equity portion of the Fund's portfolio will consist of companies generating earnings growth, cash flow growth, and high returns on equity that are reasonably valued and offer a high dividend yield. By targeting companies that pay out a low percentage of their earnings, yield stability is increased. The companies in the portfolio tend to exhibit high quality management teams, clean balance sheets, and strengthening competitive positions in their industry. The Fund is classified as a Canadian Equity Balanced fund thus it must invest at least 70% of its total assets in a combination of equity securities domiciled in Canada and Canadian dollar domiciled fixed income securities.

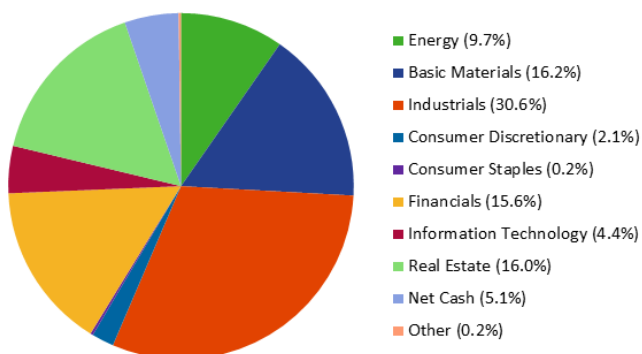
The charts below give you a snapshot of the Fund's investments on March 31, 2020. The Fund's investments will change.

### Top 10 investments (March 31, 2020)

1. Morneau Shepell Inc.	5.6%
2. FirstService Corp.	5.4%
3. Hardwoods Distribution Inc.	5.2%
4. Altus Group Ltd.	5.1%
5. NCM Short Term Income Fund, Series I	4.9%
6. Lundin Mining Corp.	4.6%
7. WSP Global Inc.	4.5%
8. Badger Daylighting Ltd.	4.2%
9. Parkland Fuel Corp.	4.0%
10. Toronto-Dominion Bank	3.9%

<b>Total percentage of top 10 investments</b>	<b>47%</b>
<b>Total number of investments</b>	<b>35</b>

### Investment mix (March 31, 2020)



### How risky is it?

The value of the Fund can go down as well as up. You could lose money.

One way to gauge risk is to look at how much a fund's returns change over time. This is called "volatility".

In general, funds with higher volatility will have returns that change more over time. They typically have a greater chance of losing money and may have a greater chance of higher returns. Funds with lower volatility tend to have returns that change less over time. They typically have lower returns and may have a lower chance of losing money.

### Risk rating

NCM Asset Management Ltd. has rated the volatility of this Fund as **medium**.

This rating is based on how much the Fund's returns have changed from year to year. It doesn't tell you how volatile the Fund will be in the future. The rating can change over time. A fund with a low risk rating can still lose money.



For more information about the risk rating and specific risks that can affect the Fund's returns, see "What are the Risks of Investing in the Fund?" section of the Fund's simplified prospectus.

### No guarantees

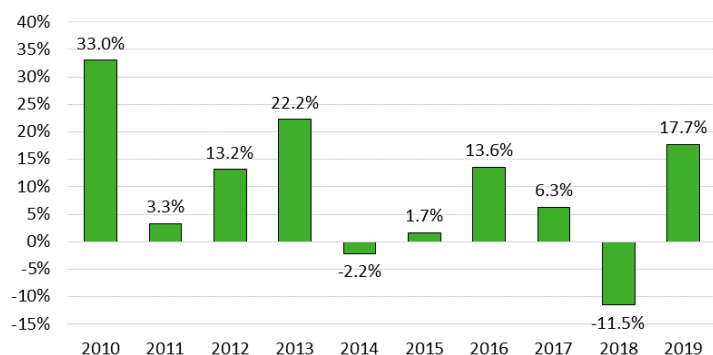
Like most mutual funds, this Fund doesn't have any guarantees. You may not get back the amount of money you invest.

### How has the Fund performed?

This section tells you how the Series F shares of the Fund have performed over the past 10 calendar years. Returns are after expenses have been deducted. These expenses reduce the Fund's return.

#### Year-by-year returns

This chart shows how the Series F shares of the Fund have performed over each of the past 10 calendar years. The Series decreased in value in 2 of the last 10 calendar years. The range of returns and change from year to year can help you assess how risky the Fund has been in the past. It does not tell you how the Fund will perform in the future.



#### Best and worst 3-month returns

This table shows the best and worst returns for the Series F shares of the Fund in a 3-month period over the past 10 calendar years and from January 1, 2020 to March 31, 2020. The best and worst 3-month returns could be higher or lower in the future. Consider how much of a loss you could afford to take in a short period of time.

	Return	3 months ending	If you invested \$1,000 at the beginning of the period
<b>Best return</b>	<b>13.5%</b>	<b>October 31, 2010</b>	Your investment would rise to \$1,134.81
<b>Worst return</b>	<b>-29.2%</b>	<b>March 31, 2020</b>	Your investment would drop to \$708.06

#### Average return

As at March 31, 2020, a person who invested \$1,000 in the Fund for the last 10 years now has \$1,530.88. This works out to an annual compound return of 4.4%.

### Who is this Fund for?

This Fund is suitable for investors who:

- Are enrolled in a fee-for-service or wrap account program
- Are looking for a monthly distribution
- Want the potential for long term capital appreciation
- Are comfortable with medium investment risk (i.e. can tolerate volatility in the market value of your investment)

### A word about tax

In general, you'll have to pay income tax on any money you make on a fund. How much you pay depends on the tax laws where you live and whether or not you hold the fund in a registered plan such as a Registered Retirement Savings Plan or a Tax-Free Savings Account.

Keep in mind that if you hold your fund in a non-registered account, fund distributions are included in your taxable income, whether you get them in cash or have them reinvested.

### How much does it cost?

The following tables show the fees and expenses you could pay to buy, own and sell Series F shares of the Fund. The fees and expenses – including any commissions – can vary among series of a fund and among funds. Higher commissions can influence representatives to recommend one investment over another. Ask about other funds and investments that may be suitable for you at a lower cost.

#### 1. Sales charges

No sales charges or commissions are applicable to this series of the Fund.

#### 2. Fund expenses

You don't pay these expenses directly. They affect you because they reduce the Fund's returns. As of September 30, 2019, the Fund's expenses were 1.68% of its value. This equals \$16.80 for every \$1,000 invested.

	Annual Rate (as a % of the Fund's value)
<b>Management Expense Ratio (MER)</b>	
This is the total of the Fund's management fee and operating expenses.	1.57%
<b>Trading Expense Ratio (TER)</b>	
These are the Fund's trading costs.	0.11%
<b>Fund Expenses</b>	<b>1.68%</b>

#### Performance fee

Prior to April 18, 2016, the Fund paid a performance fee to the Manager if the series return of the Fund exceeded the return of the applicable market index during the same period. The performance fee is no longer charged by the Manager to the Fund.

#### More about the trailing commission

No trailing commission is paid in respect of this series the Fund.

#### 3. Other fees

You may have to pay other fees when you buy, hold, sell or switch shares of the Fund.

Fee	What you pay
Short-term redemption fee	2% of the cost of the shares you redeem within 30 days of the original date of purchase. This fee is charged by the Manager.
Switch Fee	Your representative's firm may charge you a fee if you switch to another series of the Fund or to another fund within the NCM Group of Funds.
Fee-for-service program	Series F shares are intended for investors who are participants in a fee-for-service or wrap account program sponsored by certain securities dealers. You pay a fee to your representative to participate in such a program.

### What if I change my mind?

Under securities law in some provinces and territories, you have the right to:

- a. Withdraw from an agreement to buy mutual funds within two business days after you receive a simplified prospectus or Fund Facts document, or
- b. Cancel your purchase within 48 hours after you receive confirmation of the purchase.

In some provinces and territories, you also have the right to cancel a purchase, or in some jurisdictions, claim damages, if the simplified prospectus, annual information form, Fund Facts document or financial statements contain a misrepresentation. You must act within the time limit set by the securities law in your province or territory.

For more information, see the securities law of your province or territory or ask a lawyer.

### For more information

Contact the Manager, NCM Asset Management Ltd., or your representative for a copy of the Fund's simplified prospectus and other disclosure documents. These documents and the Fund Facts make up the Fund's legal documents.

NCM Asset Management Ltd.  
Suite 1850, 333 - 7th Avenue S.W.,  
Calgary, AB T2P 2Z1

Phone: (403) 531-2650  
Toll-free: 1-877-531-9355

Email: [info@ncminvestments.com](mailto:info@ncminvestments.com)  
Website: [www.ncminvestments.com](http://www.ncminvestments.com)

To learn more about investing in mutual funds, see the brochure **Understanding mutual funds**, which is available on the website of the Canadian Securities Administrators at [www.securities-administrators.ca](http://www.securities-administrators.ca).



## FUND FACTS

NCM Asset Management Ltd.  
 NCM Income Growth Class of  
 NCM Opportunities Corp.  
 Series I  
 May 20, 2020

This document contains key information you should know about Series I shares of NCM Income Growth Class. You can find more details in the Fund's simplified prospectus. Ask your representative for a copy, contact the manager, NCM Asset Management Ltd., at 1-877-531-9355 or info@ncminvestments.com, or visit www.ncminvestments.com.

Before you invest in any fund, consider how the fund would work with your other investments and your tolerance for risk.

Quick Facts			
<b>Fund Code:</b>	NRP 505	<b>Fund Manager:</b>	NCM Asset Management Ltd.
<b>Date Series Started:</b>	March 29, 2012	<b>Portfolio Manager:</b>	NCM Asset Management Ltd.
<b>Total Value of the Fund on March 31, 2020:</b>	\$35,483,041	<b>Distributions:</b>	Monthly, at Month End.
<b>Management Expense Ratio (MER):</b>	0.46%	<b>Minimum Investment:</b>	\$250,000 initial, \$100 additional

### What does the Fund invest in?

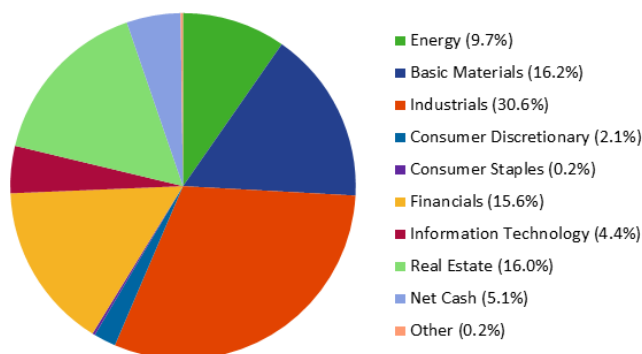
This Fund invests primarily in dividend-paying small and mid-cap Canadian equities with a minimum 10% weight in high yield fixed income. The equity portion of the Fund's portfolio will consist of companies generating earnings growth, cash flow growth, and high returns on equity that are reasonably valued and offer a high dividend yield. By targeting companies that pay out a low percentage of their earnings, yield stability is increased. The companies in the portfolio tend to exhibit high quality management teams, clean balance sheets, and strengthening competitive positions in their industry. The Fund is classified as a Canadian Equity Balanced fund thus it must invest at least 70% of its total assets in a combination of equity securities domiciled in Canada and Canadian dollar domiciled fixed income securities.

The charts below give you a snapshot of the Fund's investments on March 31, 2020. The Fund's investments will change.

### Top 10 investments (March 31, 2020)

1. Morneau Shepell Inc.	5.6%
2. FirstService Corp.	5.4%
3. Hardwoods Distribution Inc.	5.2%
4. Altus Group Ltd.	5.1%
5. NCM Short Term Income Fund, Series I	4.9%
6. Lundin Mining Corp.	4.6%
7. WSP Global Inc.	4.5%
8. Badger Daylighting Ltd.	4.2%
9. Parkland Fuel Corp.	4.0%
10. Toronto-Dominion Bank	3.9%

### Investment mix (March 31, 2020)



<b>Total percentage of top 10 investments</b>	<b>47%</b>
<b>Total number of investments</b>	<b>35</b>

### How risky is it?

The value of the Fund can go down as well as up. You could lose money.

One way to gauge risk is to look at how much a fund's returns change over time. This is called "volatility".

In general, funds with higher volatility will have returns that change more over time. They typically have a greater chance of losing money and may have a greater chance of higher returns. Funds with lower volatility tend to have returns that change less over time. They typically have lower returns and may have a lower chance of losing money.

### Risk rating

NCM Asset Management Ltd. has rated the volatility of this Fund as **medium**.

This rating is based on how much the Fund's returns have changed from year to year. It doesn't tell you how volatile the Fund will be in the future. The rating can change over time. A fund with a low risk rating can still lose money.



For more information about the risk rating and specific risks that can affect the Fund's returns, see "What are the Risks of Investing in the Fund?" section of the Fund's simplified prospectus.

### No guarantees

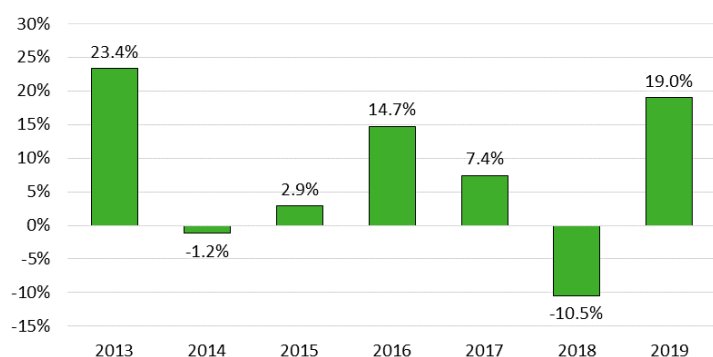
Like most mutual funds, this Fund doesn't have any guarantees. You may not get back the amount of money you invest.

### How has the Fund performed?

This section tells you how the Series I shares of the Fund have performed over the past 7 calendar years. Returns are after expenses have been deducted. These expenses reduce the Fund's return.

#### Year-by-year returns

This chart shows how the Series I shares of the Fund have performed over each of the past 7 calendar years. The Series decreased in value in 2 of the last 7 calendar years. The range of returns and change from year to year can help you assess how risky the Fund has been in the past. It does not tell you how the Fund will perform in the future.



#### Best and worst 3-month returns

This table shows the best and worst returns for the Series I shares of the Fund in a 3-month period over the past 7 calendar years and from January 1, 2020 to March 31, 2020. The best and worst 3-month returns could be higher or lower in the future. Consider how much of a loss you could afford to take in a short period of time.

	Return	3 months ending	If you invested \$1,000 at the beginning of the period
<b>Best return</b>	<b>12.3%</b>	<b>March 31, 2019</b>	Your investment would rise to \$1,123.04
<b>Worst return</b>	<b>-29.0%</b>	<b>March 31, 2020</b>	Your investment would drop to \$710.30

#### Average return

As at March 31, 2020, a person who invested \$1,000 in the Fund at its inception now has \$1,231.86. This works out to an annual compound return of 2.6%.

### Who is this Fund for?

This Fund is suitable for investors who:

- Are looking for a monthly distribution
- Want the potential for long term capital appreciation
- Are comfortable with medium investment risk (i.e. can tolerate volatility in the market value of your investment)

### A word about tax

In general, you'll have to pay income tax on any money you make on a fund. How much you pay depends on the tax laws where you live and whether or not you hold the fund in a registered plan such as a Registered Retirement Savings Plan or a Tax-Free Savings Account.

Keep in mind that if you hold your fund in a non-registered account, fund distributions are included in your taxable income, whether you get them in cash or have them reinvested.

### How much does it cost?

The following tables show the fees and expenses you could pay to buy, own and sell Series I shares of the Fund. The fees and expenses – including any commissions – can vary among series of a fund and among funds. Higher commissions can influence representatives to recommend one investment over another. Ask about other funds and investments that may be suitable for you at a lower cost.

#### 1. Sales charges

No sales charges or commissions are applicable to this series of the Fund.

#### 2. Fund expenses

You don't pay these expenses directly. They affect you because they reduce the Fund's returns. As of September 30, 2019, the Fund's expenses were 0.57% of its value. This equals \$5.70 for every \$1,000 invested.

	Annual Rate (as a % of the Fund's value)
<b>Management Expense Ratio (MER)</b> This is the total of the Fund's operating expenses.	0.46%
<b>Trading Expense Ratio (TER)</b> These are the Fund's trading costs.	0.11%
<b>Fund Expenses</b>	<b>0.57%</b>

#### Performance fee

Prior to April 18, 2016, the Fund paid a performance fee to the Manager if the series return of the Fund exceeded the return of the applicable market index during the same period. The performance fee is no longer charged by the Manager to the Fund.

#### More about the trailing commission

There is no trailing commission paid by the Fund or the Manager to your representative's firm for the Series I shares of the Fund.

#### 3. Other fees

You may have to pay other fees when you buy, hold, sell or switch shares of the Fund.

Fee	What you pay
Short-term redemption fee	2% of the cost of the shares you redeem within 30 days of the original date of purchase. This fee is charged by the Manager.
Switch Fee	Your representative's firm may charge you a fee if you switch to another series of the Fund or to another fund within the NCM Group of Funds.
Management fee	Investors who hold Series I shares pay management fees directly to the Manager, in an amount determined by negotiation with the Manager. The management fee is negotiated on a tiered basis to a maximum (highest possible rate) of 1% per annum of the net asset value of the series.
Negotiated trailer fee	Investors who hold Series I shares may pay a negotiated trailer fee to their representative's firm under the terms of their arrangement with their representative's firm. This fee may be paid through a redemption of shares.

### What if I change my mind?

Under securities law in some provinces and territories, you have the right to:

- a. Withdraw from an agreement to buy mutual funds within two business days after you receive a simplified prospectus or Fund Facts document, or
- b. Cancel your purchase within 48 hours after you receive confirmation of the purchase.

In some provinces and territories, you also have the right to cancel a purchase, or in some jurisdictions, claim damages, if the simplified prospectus, annual information form, Fund Facts document or financial statements contain a misrepresentation. You must act within the time limit set by the securities law in your province or territory.

For more information, see the securities law of your province or territory or ask a lawyer.

### For more information

Contact the Manager, NCM Asset Management Ltd., or your representative for a copy of the Fund's simplified prospectus and other disclosure documents. These documents and the Fund Facts make up the Fund's legal documents.

NCM Asset Management Ltd.  
Suite 1850, 333 - 7th Avenue S.W.,  
Calgary, AB T2P 2Z1

Phone: (403) 531-2650  
Toll-free: 1-877-531-9355

Email: [info@ncminvestments.com](mailto:info@ncminvestments.com)  
Website: [www.ncminvestments.com](http://www.ncminvestments.com)

To learn more about investing in mutual funds, see the brochure **Understanding mutual funds**, which is available on the website of the Canadian Securities Administrators at [www.securities-administrators.ca](http://www.securities-administrators.ca).





## FUND FACTS

NCM Asset Management Ltd.  
 NCM Income Growth Class of  
 NCM Opportunities Corp.  
 Series T6  
 May 20, 2020

This document contains key information you should know about Series T6 shares of NCM Income Growth Class. You can find more details in the Fund's simplified prospectus. Ask your representative for a copy, contact the manager, NCM Asset Management Ltd., at 1-877-531-9355 or [info@ncminvestments.com](mailto:info@ncminvestments.com), or visit [www.ncminvestments.com](http://www.ncminvestments.com).

Before you invest in any fund, consider how the fund would work with your other investments and your tolerance for risk.

Quick Facts			
<b>Fund Code:</b>	NRP 506	<b>Fund Manager:</b>	NCM Asset Management Ltd.
<b>Date Series Started:</b>	April 11, 2018	<b>Portfolio Manager:</b>	NCM Asset Management Ltd.
<b>Total Value of the Fund on March 31, 2020:</b>	\$35,483,041	<b>Distributions:</b>	Monthly, at Month End.
<b>Management Expense Ratio (MER):</b>	2.67%	<b>Minimum Investment:</b>	\$5,000 initial, \$100 additional

### What does the Fund invest in?

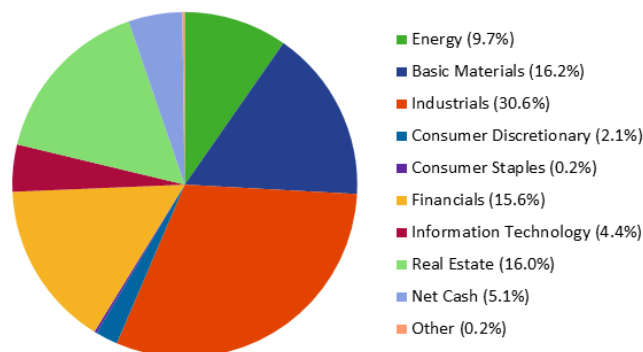
This Fund invests primarily in dividend-paying small and mid-cap Canadian equities with a minimum 10% weight in high yield fixed income. The equity portion of the Fund's portfolio will consist of companies generating earnings growth, cash flow growth, and high returns on equity that are reasonably valued and offer a high dividend yield. By targeting companies that pay out a low percentage of their earnings, yield stability is increased. The companies in the portfolio tend to exhibit high quality management teams, clean balance sheets, and strengthening competitive positions in their industry. The Fund is classified as a Canadian Equity Balanced fund thus it must invest at least 70% of its total assets in a combination of equity securities domiciled in Canada and Canadian dollar domiciled fixed income securities.

The charts below give you a snapshot of the Fund's investments on March 31, 2020. The Fund's investments will change.

### Top 10 investments (March 31, 2020)

1. Morneau Shepell Inc.	5.6%
2. FirstService Corp.	5.4%
3. Hardwoods Distribution Inc.	5.2%
4. Altus Group Ltd.	5.1%
5. NCM Short Term Income Fund, Series I	4.9%
6. Lundin Mining Corp.	4.6%
7. WSP Global Inc.	4.5%
8. Badger Daylighting Ltd.	4.2%
9. Parkland Fuel Corp.	4.0%
10. Toronto-Dominion Bank	3.9%

### Investment mix (March 31, 2020)



<b>Total percentage of top 10 investments</b>	<b>47%</b>
<b>Total number of investments</b>	<b>35</b>

### How risky is it?

The value of the Fund can go down as well as up. You could lose money.

One way to gauge risk is to look at how much a fund's returns change over time. This is called "volatility".

In general, funds with higher volatility will have returns that change more over time. They typically have a greater chance of losing money and may have a greater chance of higher returns. Funds with lower volatility tend to have returns that change less over time. They typically have lower returns and may have a lower chance of losing money.

### Risk rating

NCM Asset Management Ltd. has rated the volatility of this Fund as **medium**.

This rating is based on how much the Fund's returns have changed from year to year. It doesn't tell you how volatile the Fund will be in the future. The rating can change over time. A fund with a low risk rating can still lose money.



For more information about the risk rating and specific risks that can affect the Fund's returns, see "What are the Risks of Investing in the Fund?" section of the Fund's simplified prospectus.

### No guarantees

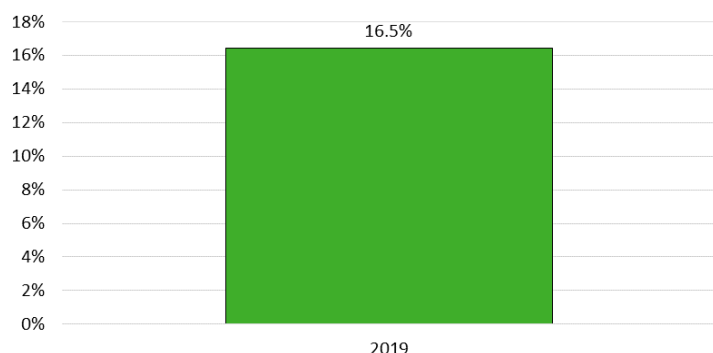
Like most mutual funds, this Fund doesn't have any guarantees. You may not get back the amount of money you invest.

### How has the Fund performed?

This section tells you how the Series T6 shares of the Fund have performed over the past 1 calendar years. Returns are after expenses have been deducted. These expenses reduce the Fund's return.

#### Year-by-year returns

This chart shows how the T6 series shares of the Fund have performed over the past 1 calendar years. The Series decreased in value in none of the last 1 calendar years. The range of returns and change from year to year can help you assess how risky the Fund has been in the past. It does not tell you how the Fund will perform in the future.



#### Best and worst 3-month returns

This table shows the best and worst returns for the Series T6 shares of the Fund in a 3-month period over the past 1 calendar years and from January 1, 2020 to March 31, 2020. The best and worst 3-month returns could be higher or lower in the future. Consider how much of a loss you could afford to take in a short period of time.

	Return	3 months ending	If you invested \$1,000 at the beginning of the period
<b>Best return</b>	<b>11.8%</b>	<b>March 31, 2019</b>	Your investment would rise to \$1,117.72
<b>Worst return</b>	<b>-29.4%</b>	<b>March 31, 2020</b>	Your investment would drop to \$705.89

#### Average return

As at March 31, 2020, a person who invested \$1,000 in the Fund at its inception now has \$749.64. This works out to an annual compound return of -13.6%.

### Who is this Fund for?

This Fund is suitable for investors who:

- Are looking for a monthly distribution consisting of dividends and/or a return of capital
- Want the potential for long term capital appreciation
- Are comfortable with medium investment risk (i.e. can tolerate volatility in the market value of your investment)

### A word about tax

In general, you'll have to pay income tax on any money you make on a fund. How much you pay depends on the tax laws where you live and whether or not you hold the fund in a registered plan such as a Registered Retirement Savings Plan or a Tax-Free Savings Account.

Keep in mind that if you hold your fund in a non-registered account, fund distributions that are not a return of capital are included in your taxable income, whether you get them in cash or have them reinvested.

Fund distributions that are a return of capital are not included in your taxable income, but will affect your capital gains or losses on disposition.

### How much does it cost?

The following tables show the fees and expenses you could pay to buy, own and sell Series T6 shares of the Fund. The fees and expenses – including any commissions – can vary among series of a fund and among funds. Higher commissions can influence representatives to recommend one investment over another. Ask about other funds and investments that may be suitable for you at a lower cost.

#### 1. Sales charges

You have to choose a sales charge option when you buy the Fund. Ask about the pros and cons of each option.

Sales Charge Option	What you Pay		How it Works
	In Per Cent (%)	In Dollars (\$)	
<b>Initial Sales Charge</b>	0% to 5% of the amount you buy	\$0 to \$50 on every \$1,000 you buy	<ul style="list-style-type: none"> <li>- You and your representative decide on the rate.</li> <li>- The initial sales charge is deducted from the amount you buy. It goes to your representative's firm as a commission.</li> </ul>

#### 2. Fund expenses

You don't pay these expenses directly. They affect you because they reduce the Fund's returns. As of September 30, 2019, the Fund's expenses were 2.78% of its value. This equals \$27.80 for every \$1,000 invested.

	Annual Rate (as a % of the Fund's value)
<b>Management Expense Ratio (MER)</b>	
This is the total of the Fund's management fee (including the trailing commission) and operating expenses as of September 30, 2019 annualized for the fiscal period.	2.67%
<b>Trading Expense Ratio (TER)</b>	
These are the Fund's trading costs.	0.11%
<b>Fund Expenses</b>	<b>2.78%</b>

#### More about the trailing commission

The trailing commission is an ongoing commission. It is paid for as long as you own the Fund. It is for the services and advice that your representative and their firm provide to you.

NCM Asset Management Ltd. pays the trailing commission to your representative's firm. It is paid from the Fund's management fee and is based on the value of your investment. The rate depends on the sales charge option you choose.

	Amount of trailing commission	
	In Per Cent (%)	In Dollars (\$)
Initial Sales Charge	1.00% of the value of your investment each year	\$10.00 each year on every \$1,000 invested

### 3. Other fees

You may have to pay other fees when you buy, hold, sell or switch shares of the Fund.

Fee	What you pay
Short-term redemption fee	2% of the cost of the shares you redeem within 30 days of the original date of purchase. This fee is charged by the Manager.
Switch Fee	Your representative's firm may charge you a fee if you switch to another series of the Fund or to another fund within the NCM Group of Funds.

#### What if I change my mind?

Under securities law in some provinces and territories, you have the right to:

- a. Withdraw from an agreement to buy mutual funds within two business days after you receive a simplified prospectus or Fund Facts document, or
- b. Cancel your purchase within 48 hours after you receive confirmation of the purchase.

In some provinces and territories, you also have the right to cancel a purchase, or in some jurisdictions, claim damages, if the simplified prospectus, annual information form, Fund Facts document or financial statements contain a misrepresentation. You must act within the time limit set by the securities law in your province or territory.

For more information, see the securities law of your province or territory or ask a lawyer.

#### For more information

Contact the Manager, NCM Asset Management Ltd., or your representative for a copy of the Fund's simplified prospectus and other disclosure documents. These documents and the Fund Facts make up the Fund's legal documents.

NCM Asset Management Ltd.  
Suite 1850, 333 - 7th Avenue S.W.,  
Calgary, AB T2P 2Z1

Phone: (403) 531-2650  
Toll-free: 1-877-531-9355

Email: [info@ncminvestments.com](mailto:info@ncminvestments.com)  
Website: [www.ncminvestments.com](http://www.ncminvestments.com)

To learn more about investing in mutual funds, see the brochure **Understanding mutual funds**, which is available on the website of the Canadian Securities Administrators at [www.securities-administrators.ca](http://www.securities-administrators.ca).



## FUND FACTS

NCM Asset Management Ltd.  
 NCM Income Growth Class of  
 NCM Opportunities Corp.  
 Series F6  
 May 20, 2020

This document contains key information you should know about Series F6 shares of NCM Income Growth Class. You can find more details in the Fund's simplified prospectus. Ask your representative for a copy, contact the manager, NCM Asset Management Ltd., at 1-877-531-9355 or [info@ncminvestments.com](mailto:info@ncminvestments.com), or visit [www.ncminvestments.com](http://www.ncminvestments.com).

Before you invest in any fund, consider how the fund would work with your other investments and your tolerance for risk.

Quick Facts			
<b>Fund Code:</b>	NRP 509	<b>Fund Manager:</b>	NCM Asset Management Ltd.
<b>Date Series Started:</b>	July 13, 2018	<b>Portfolio Manager:</b>	NCM Asset Management Ltd.
<b>Total Value of the Fund on March 31, 2020:</b>	\$35,483,041	<b>Distributions:</b>	Monthly, at Month End.
<b>Management Expense Ratio (MER):</b>	1.62%	<b>Minimum Investment:</b>	\$5,000 initial, \$100 additional

### What does the Fund invest in?

This Fund invests primarily in dividend-paying small and mid-cap Canadian equities with a minimum 10% weight in high yield fixed income. The equity portion of the Fund's portfolio will consist of companies generating earnings growth, cash flow growth, and high returns on equity that are reasonably valued and offer a high dividend yield. By targeting companies that pay out a low percentage of their earnings, yield stability is increased. The companies in the portfolio tend to exhibit high quality management teams, clean balance sheets, and strengthening competitive positions in their industry. The Fund is classified as a Canadian Equity Balanced fund thus it must invest at least 70% of its total assets in a combination of equity securities domiciled in Canada and Canadian dollar domiciled fixed income securities.

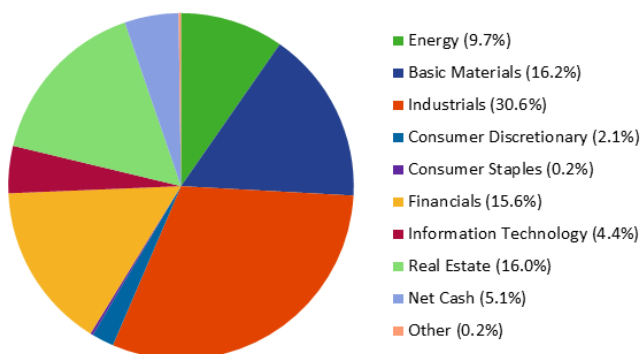
The charts below give you a snapshot of the Fund's investments on March 31, 2020. The Fund's investments will change.

### Top 10 investments (March 31, 2020)

1. Morneau Shepell Inc.	5.6%
2. FirstService Corp.	5.4%
3. Hardwoods Distribution Inc.	5.2%
4. Altus Group Ltd.	5.1%
5. NCM Short Term Income Fund, Series I	4.9%
6. Lundin Mining Corp.	4.6%
7. WSP Global Inc.	4.5%
8. Badger Daylighting Ltd.	4.2%
9. Parkland Fuel Corp.	4.0%
10. Toronto-Dominion Bank	3.9%

<b>Total percentage of top 10 investments</b>	<b>47%</b>
<b>Total number of investments</b>	<b>35</b>

### Investment mix (March 31, 2020)



### How risky is it?

The value of the Fund can go down as well as up. You could lose money.

One way to gauge risk is to look at how much a fund's returns change over time. This is called "volatility".

In general, funds with higher volatility will have returns that change more over time. They typically have a greater chance of losing money and may have a greater chance of higher returns. Funds with lower volatility tend to have returns that change less over time. They typically have lower returns and may have a lower chance of losing money.

### Risk rating

NCM Asset Management Ltd. has rated the volatility of this Fund as **medium**.

This rating is based on how much the Fund's returns have changed from year to year. It doesn't tell you how volatile the Fund will be in the future. The rating can change over time. A fund with a low risk rating can still lose money.



For more information about the risk rating and specific risks that can affect the Fund's returns, see "What are the Risks of Investing in the Fund?" section of the Fund's simplified prospectus.

### No guarantees

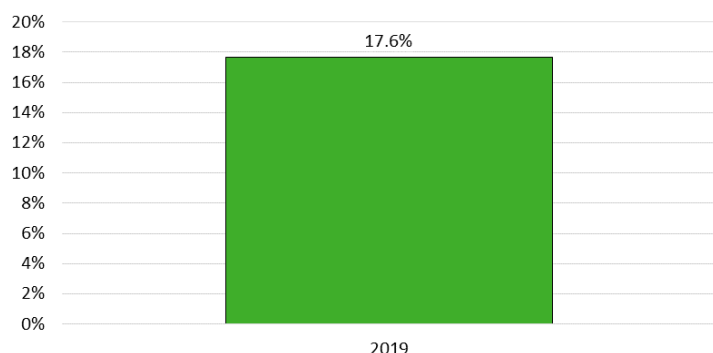
Like most mutual funds, this Fund doesn't have any guarantees. You may not get back the amount of money you invest.

### How has the Fund performed?

This section tells you how the Series F6 shares of the Fund have performed over the past 1 calendar years. Returns are after expenses have been deducted. These expenses reduce the Fund's return.

#### Year-by-year returns

This chart shows how the F6 series shares of the Fund have performed over the past 1 calendar years. The Series decreased in value in none of the last 1 calendar years. The range of returns and change from year to year can help you assess how risky the Fund has been in the past. It does not tell you how the Fund will perform in the future.



#### Best and worst 3-month returns

This table shows the best and worst returns for the Series F6 shares of the Fund in a 3-month period over the past 1 calendar years and from January 1, 2020 to March 31, 2020. The best and worst 3-month returns could be higher or lower in the future. Consider how much of a loss you could afford to take in a short period of time.

	Return	3 months ending	If you invested \$1,000 at the beginning of the period
<b>Best return</b>	<b>12.0%</b>	<b>March 31, 2019</b>	Your investment would rise to \$1,120.03
<b>Worst return</b>	<b>-29.2%</b>	<b>March 31, 2020</b>	Your investment would drop to \$707.96

#### Average return

As at March 31, 2020, a person who invested \$1,000 in the Fund at its inception now has \$758.23. This works out to an annual compound return of -14.9%.

### Who is this Fund for?

This Fund is suitable for investors who:

- Are enrolled in a fee-for-service or wrap account program
- Are looking for a monthly distribution consisting of dividends and/or a return of capital
- Want the potential for long term capital appreciation
- Are comfortable with medium investment risk (i.e. can tolerate volatility in the market value of your investment)

### A word about tax

In general, you'll have to pay income tax on any money you make on a fund. How much you pay depends on the tax laws where you live and whether or not you hold the fund in a registered plan such as a Registered Retirement Savings Plan or a Tax-Free Savings Account.

Keep in mind that if you hold your fund in a non-registered account, fund distributions that are not a return of capital are included in your taxable income, whether you get them in cash or have them reinvested.

Fund distributions that are a return of capital are not included in your taxable income, but will affect your capital gains or losses on disposition.

### How much does it cost?

The following tables show the fees and expenses you could pay to buy, own and sell Series F6 shares of the Fund. The fees and expenses – including any commissions – can vary among series of a fund and among funds. Higher commissions can influence representatives to recommend one investment over another. Ask about other funds and investments that may be suitable for you at a lower cost.

#### 1. Sales charges

No sales charges or commissions are applicable to this series of the Fund.

#### 2. Fund expenses

You don't pay these expenses directly. They affect you because they reduce the Fund's returns. As of September 30, 2019, the Fund's expenses were 1.73% of its value. This equals \$17.30 for every \$1,000 invested.

	Annual Rate (as a % of the Fund's value)
<b>Management Expense Ratio (MER)</b>	
This is the total of the Fund's management fee and operating expenses.	1.62%
<b>Trading Expense Ratio (TER)</b>	
These are the Fund's trading costs.	0.11%
<b>Fund Expenses</b>	<b>1.73%</b>

#### More about the trailing commission

No trailing commission is paid in respect of this series the Fund.

#### 3. Other fees

You may have to pay other fees when you buy, hold, sell or switch shares of the Fund.

Fee	What you pay
Short-term redemption fee	2% of the cost of the shares you redeem within 30 days of the original date of purchase. This fee is charged by the Manager.
Switch Fee	Your representative's firm may charge you a fee if you switch to another series of the Fund or to another fund within the NCM Group of Funds.
Fee-for-service program	Series F6 shares are intended for investors who are participants in a fee-for-service or wrap account program sponsored by certain securities dealers. You pay a fee to your representative to participate in such a program.

### What if I change my mind?

Under securities law in some provinces and territories, you have the right to:

- a. Withdraw from an agreement to buy mutual funds within two business days after you receive a simplified prospectus or Fund Facts document, or
- b. Cancel your purchase within 48 hours after you receive confirmation of the purchase.

In some provinces and territories, you also have the right to cancel a purchase, or in some jurisdictions, claim damages, if the simplified prospectus, annual information form, Fund Facts document or financial statements contain a misrepresentation. You must act within the time limit set by the securities law in your province or territory.

For more information, see the securities law of your province or territory or ask a lawyer.

### For more information

Contact the Manager, NCM Asset Management Ltd., or your representative for a copy of the Fund's simplified prospectus and other disclosure documents. These documents and the Fund Facts make up the Fund's legal documents.

NCM Asset Management Ltd.  
Suite 1850, 333 - 7th Avenue S.W.,  
Calgary, AB T2P 2Z1

Phone: (403) 531-2650  
Toll-free: 1-877-531-9355

Email: [info@ncminvestments.com](mailto:info@ncminvestments.com)  
Website: [www.ncminvestments.com](http://www.ncminvestments.com)

To learn more about investing in mutual funds, see the brochure **Understanding mutual funds**, which is available on the website of the Canadian Securities Administrators at [www.securities-administrators.ca](http://www.securities-administrators.ca).