



This document contains key information you should know about NCM Growth and Income Portfolio, Series A. You can find more detailed information in the Fund's simplified prospectus. Ask your representative for a copy or contact the manager, NCM Asset Management Ltd., at 1-877-531-9355 or [info@ncminvestments.com](mailto:info@ncminvestments.com), or visit [www.ncminvestments.com](http://www.ncminvestments.com).

**Before you invest in any fund, consider how the fund would work with your other investments and your tolerance for risk.**

Quick Facts			
<b>Fund code:</b>	NRP7301	<b>Fund Manager:</b>	NCM Asset Management Ltd.
<b>Date series started:</b>	September 28, 2018	<b>Portfolio Manager:</b>	NCM Asset Management Ltd.
<b>Total value of Fund on March 31, 2020:</b>	\$26,952,699	<b>Distributions:</b>	Annual (September), if any
<b>Management expense ratio (MER):</b>	2.43%	<b>Minimum investment:</b>	Initial: \$5,000; Additional: \$100
What does the Fund invest in?			
<p>The Fund is designed to provide investors with long term capital appreciation and some current income by investing, directly or indirectly through investments in underlying funds, in a diversified portfolio of equity securities and fixed-income securities from anywhere in the world. It is expected that the Fund will invest primarily in underlying funds managed by the Manager or its affiliates and exchange traded funds.</p> <p>The charts below give you a snapshot of the Fund's investments on March 31, 2020. The Fund's investments will change.</p>			
Top 10 investments (March 31, 2020)		Investment mix (March 31, 2020)	
NCM Core Global Fund	29.3%	Canadian Equities	14.3%
NCM Short Term Income Fund	12.2%	U.S. Equities	33.4%
NCM Core Canadian Fund	9.4%	European Equities	10.8%
BMO Short-Term US IG Corporate Bond Hedged Index ETF	8.8%	Asian Equities	5.1%
BMO Mid-Term US IG Corporate Bond Hedged Index ETF	8.5%	Other Equities	0.6%
BMO Global Infrastructure Index ETF	6.8%	Canadian Fixed Income	5.6%
NCM US Dividend Plus Class	5.8%	U.S. Fixed Income	23.1%
Vanguard FTSE Developed All Cap ex NA Index ETF CAD Hedged	4.6%	Other Fixed Income	3.6%
BMO High Yield US Corporate Bond Hedged Index ETF	3.8%	Cash	3.5%
iShares Global Water Index ETF	3.4%		
<b>Total percentage of top 10 investments</b>	<b>92.6%</b>		
<b>Total number of investments</b>	<b>12</b>		

### How risky is it?

The value of the Fund can go down as well as up. You could lose money.

One way to gauge risk is to look at how much a fund's returns change over time. This is called "volatility".

In general, funds with higher volatility will have returns that change more over time. They typically have a greater chance of losing money and may have a greater chance of higher returns. Funds with lower volatility tend to have returns that change less over time. They typically have lower returns and may have a lower chance of losing money.

### Risk rating

NCM Asset Management Ltd. has rated the volatility of this Fund as **low**.

This rating is based on how much the Fund's returns have changed from year to year. It doesn't tell you how volatile the Fund will be in the future. The rating can change over time. A fund with a low risk rating can still lose money.



For more information about the risk rating and specific risks that can affect the Fund's return, see the Risk section of the Fund's simplified prospectus.

### No guarantees

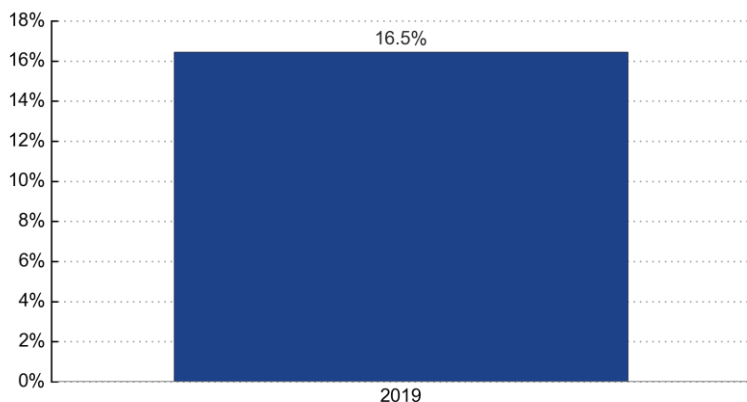
Like most mutual funds, this Fund doesn't have any guarantees. You may not get back the amount of money you invest.

### How has the Fund performed?

This section tells you how the Series A Units of the Fund have performed over the past 1 calendar years. Returns are after expenses have been deducted. These expenses reduce the Fund's return.

#### Year-by-Year Returns

This chart shows how the Series A Units of the Fund have performed over each of the past 1 calendar years. The Series decreased in value in 0 of the last 1 calendar years. The range of returns and change from year to year can help you assess how risky the Fund has been in the past. It does not tell you how the Fund will perform in the future.



#### Best and worst 3-month returns

This table shows the best and worst returns for the Series A Units of the Fund in a 3-month period over the past 1 calendar years, and from January 1, 2020 to March 31, 2020. The best and worst 3-month returns could be higher or lower in the future. Consider how much of a loss you could afford to take in a short period of time.

	Return	3 months ending	If you invested \$1,000 at the beginning of the period
<b>Best Return</b>	4.0%	January 31, 2020	Your investment would rise to \$1,041
<b>Worst Return</b>	-14.4%	March 31, 2020	Your investment would drop to \$856

#### Average return

As at March 31, 2020, a person who invested \$1,000 in the Fund at its inception now has \$926. This works out to an annual compound return of -5.0%.

<p><b>Who is this Fund for?</b></p> <p>This Fund is suitable for investors who:</p> <ul style="list-style-type: none"> <li>• Wish to invest in a diversified portfolio of equity securities and fixed-income securities from anywhere in the world</li> <li>• Want long term capital appreciation and some income</li> <li>• Are comfortable with low investment risk (i.e. are willing to accept some fluctuation in the market value of your investment)</li> </ul>	<p><b>A word about tax</b></p> <p>In general, you'll have to pay income tax on any money you make on the Fund. How much you pay depends on the tax laws where you live and whether or not you hold the Fund in a registered plan such as a Registered Retirement Savings Plan, or a Tax-Free Savings Account.</p> <p>Keep in mind that if you hold your Fund in a non-registered account, distributions are included in your taxable income, whether you get them in cash or have them reinvested.</p>
---	--

**How much does it cost?**

The following tables show the fees and expenses you could pay to buy, own and sell Series A Units of the Fund. The fees and expenses – including any commissions – can vary among series of a fund and among funds. Higher commissions can influence representatives to recommend one investment over another. Ask about other funds and investments that may be suitable for you at a lower cost.

**1. Sales charges**

The Series A Units of the Fund are available with payment of an initial sales charge.

Sales charge option	What you pay		How it works
	In per cent (%)	In dollars (\$)	
<b>Initial Sales Charge</b>	0% to 5% of the amount you buy	\$0 to \$50 on every \$1,000 you buy	<ul style="list-style-type: none"> <li>• You and your representative decide on the rate.</li> <li>• The initial sales charge is deducted from the amount you buy. It goes to your representative's firm as a commission.</li> </ul>

**2. Fund Expenses**

You don't pay these expenses directly. They affect you because they reduce the Fund's returns. As of September 30, 2019, the Fund's expenses were 2.52% of its value. This equals \$25.20 for every \$1,000 invested.

	Annual rate (as a % of the Fund's value)
<p><b>Management Expense Ratio (MER)</b></p> <p>This is the total of the Fund's management fee (including the trailing commission) and operating expenses.</p>	2.43%
<p><b>Trading Expense Ratio (TER)</b></p> <p>These are the Fund's trading costs.</p>	0.09%
<b>Fund Expenses</b>	<b>2.52%</b>

NCM Asset Management Ltd. waived some of the Fund's expenses. If it had not done so, the MER would have been higher.

**More about the trailing commission**

The trailing commission is an ongoing commission. It is paid for as long as you own the Fund. It is for the services and advice that your representative and their firm provide to you.

NCM Asset Management Ltd. pays the trailing commission to your representative's firm. It is paid from the Fund's management fee and is based on the value of your investment.

Sales charge option	Amount of trailing commission	
	In per cent (%)	In dollars (\$)
<b>Initial Sales Charge</b>	1.00% of the value of your investment each year	\$10.00 each year on every \$1,000 invested

### 3. Other Fees

You may have to pay other fees when you buy, hold, sell or switch units of the Fund.

Fee	What you pay
<b>Short-term redemption fee</b>	2% of the cost of the units you redeem within 30 days of the original date of purchase. This fee is charged by the Manager.
<b>Switch fee</b>	Your representative's firm may charge you a fee if you switch to another series of the Fund or to another Fund within the NCM Group of Funds.

#### What if I change my mind?

Under securities law in some provinces and territories, you have the right to:

- Withdraw from an agreement to buy mutual funds within two business days after you receive a simplified prospectus of Fund Facts document, or
- Cancel your purchase within 48 hours after you receive confirmation of the purchase.

In some provinces and territories, you also have the right to cancel a purchase, or in some jurisdictions, claim damages, if the simplified prospectus, annual information form, Fund Facts document, or financial statements contain a misrepresentation. You must act within the time limit set by the securities law in your province or territory.

For more information, see the securities law of your province or territory or ask a lawyer.

#### For more information

Contact NCM Asset Management Ltd. or your representative for a copy of the Fund's simplified prospectus and other disclosure documents. These documents and the Fund Facts make up the Fund's legal documents.

NCM Asset Management Ltd.  
Suite 1850, 333 - 7th Avenue S.W.,  
Calgary, AB T2P 2Z1

Phone: (403) 531-2650

Toll-free: 1-877-531-9355

Email: [info@ncminvestments.com](mailto:info@ncminvestments.com)

Website: [www.ncminvestments.com](http://www.ncminvestments.com)

To learn more about investing in mutual funds, see the brochure **Understanding Mutual Funds**, which is available on the website of the Canadian Securities Administrators at [www.securities-administrators.ca](http://www.securities-administrators.ca).



This document contains key information you should know about NCM Growth and Income Portfolio, Series F. You can find more detailed information in the Fund's simplified prospectus. Ask your representative for a copy or contact the manager, NCM Asset Management Ltd., at 1-877-531-9355 or [info@ncminvestments.com](mailto:info@ncminvestments.com), or visit [www.ncminvestments.com](http://www.ncminvestments.com).

**Before you invest in any fund, consider how the fund would work with your other investments and your tolerance for risk.**

Quick Facts			
<b>Fund code:</b>	NRP7300	<b>Fund Manager:</b>	NCM Asset Management Ltd.
<b>Date series started:</b>	September 28, 2018	<b>Portfolio Manager:</b>	NCM Asset Management Ltd.
<b>Total value of Fund on March 31, 2020:</b>	\$26,952,699	<b>Distributions:</b>	Annual (September), if any
<b>Management expense ratio (MER):</b>	1.34%	<b>Minimum investment:</b>	Initial: \$5,000; Additional: \$100
What does the Fund invest in?			
<p>The Fund is designed to provide investors with long term capital appreciation and some current income by investing, directly or indirectly through investments in underlying funds, in a diversified portfolio of equity securities and fixed-income securities from anywhere in the world. It is expected that the Fund will invest primarily in underlying funds managed by the Manager or its affiliates and exchange traded funds.</p> <p>The charts below give you a snapshot of the Fund's investments on March 31, 2020. The Fund's investments will change.</p>			
Top 10 investments (March 31, 2020)		Investment mix (March 31, 2020)	
NCM Core Global Fund	29.3%	Canadian Equities	14.3%
NCM Short Term Income Fund	12.2%	U.S. Equities	33.4%
NCM Core Canadian Fund	9.4%	European Equities	10.8%
BMO Short-Term US IG Corporate Bond Hedged Index ETF	8.8%	Asian Equities	5.1%
BMO Mid-Term US IG Corporate Bond Hedged Index ETF	8.5%	Other Equities	0.6%
BMO Global Infrastructure Index ETF	6.8%	Canadian Fixed Income	5.6%
NCM US Dividend Plus Class	5.8%	U.S. Fixed Income	23.1%
Vanguard FTSE Developed All Cap ex NA Index ETF CAD Hedged	4.6%	Other Fixed Income	3.6%
BMO High Yield US Corporate Bond Hedged Index ETF	3.8%	Cash	3.5%
iShares Global Water Index ETF	3.4%		
<b>Total percentage of top 10 investments</b>	<b>92.6%</b>		
<b>Total number of investments</b>	<b>12</b>		

<p><b>How risky is it?</b></p> <p>The value of the Fund can go down as well as up. You could lose money.</p> <p>One way to gauge risk is to look at how much a fund's returns change over time. This is called "volatility".</p> <p>In general, funds with higher volatility will have returns that change more over time. They typically have a greater chance of losing money and may have a greater chance of higher returns. Funds with lower volatility tend to have returns that change less over time. They typically have lower returns and may have a lower chance of losing money.</p>	<p><b>Risk rating</b></p> <p>NCM Asset Management Ltd. has rated the volatility of this Fund as <b>low</b>.</p> <p>This rating is based on how much the Fund's returns have changed from year to year. It doesn't tell you how volatile the Fund will be in the future. The rating can change over time. A fund with a low risk rating can still lose money.</p> <div style="text-align: center; margin: 10px 0;"> <table border="1" style="display: inline-table; border-collapse: collapse;"> <tr> <td style="background-color: #003366; color: white; padding: 5px;">Low</td> <td style="padding: 5px;">Low to Medium</td> <td style="padding: 5px;">Medium</td> <td style="padding: 5px;">Medium to High</td> <td style="padding: 5px;">High</td> </tr> </table> </div> <p>For more information about the risk rating and specific risks that can affect the Fund's return, see the Risk section of the Fund's simplified prospectus.</p>	Low	Low to Medium	Medium	Medium to High	High
Low	Low to Medium	Medium	Medium to High	High		

**No guarantees**

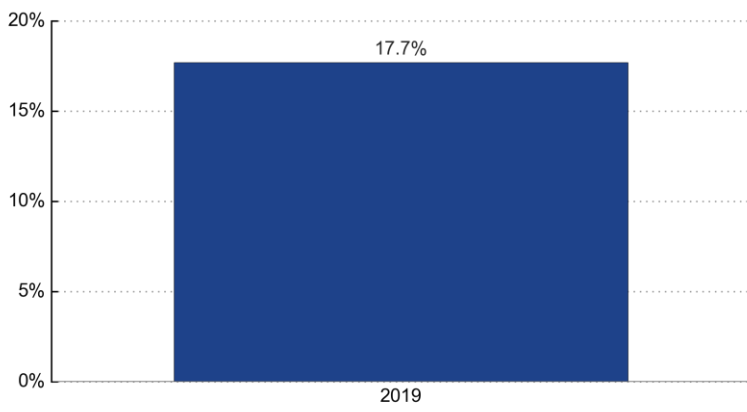
Like most mutual funds, this Fund doesn't have any guarantees. You may not get back the amount of money you invest.

**How has the Fund performed?**

This section tells you how the Series F Units of the Fund have performed over the past 1 calendar years. Returns are after expenses have been deducted. These expenses reduce the Fund's return.

**Year-by-Year Returns**

This chart shows how the Series F Units of the Fund have performed over each of the past 1 calendar years. The Series decreased in value in 0 of the last 1 calendar years. The range of returns and change from year to year can help you assess how risky the Fund has been in the past. It does not tell you how the Fund will perform in the future.



**Best and worst 3-month returns**

This table shows the best and worst returns for the Series F Units of the Fund in a 3-month period over the past 1 calendar years, and from January 1, 2020 to March 31, 2020. The best and worst 3-month returns could be higher or lower in the future. Consider how much of a loss you could afford to take in a short period of time.

	Return	3 months ending	If you invested \$1,000 at the beginning of the period
<b>Best Return</b>	4.3%	January 31, 2020	Your investment would rise to \$1,043
<b>Worst Return</b>	-14.2%	March 31, 2020	Your investment would drop to \$858

**Average return**

As at March 31, 2020, a person who invested \$1,000 in the Fund at its inception now has \$942. This works out to an annual compound return of -3.9%.

<p><b>Who is this Fund for?</b></p> <p>This Fund is suitable for investors who:</p> <ul style="list-style-type: none"> <li>• Wish to invest in a diversified portfolio of equity securities and fixed-income securities from anywhere in the world</li> <li>• Want long term capital appreciation and some income</li> <li>• Are comfortable with low investment risk (i.e. are willing to accept some fluctuation in the market value of your investment)</li> <li>• Are enrolled in a fee-for-service or wrap account program</li> </ul>	<p><b>A word about tax</b></p> <p>In general, you'll have to pay income tax on any money you make on the Fund. How much you pay depends on the tax laws where you live and whether or not you hold the Fund in a registered plan such as a Registered Retirement Savings Plan, or a Tax-Free Savings Account.</p> <p>Keep in mind that if you hold your Fund in a non-registered account, distributions are included in your taxable income, whether you get them in cash or have them reinvested.</p>
--	--

**How much does it cost?**

The following tables show the fees and expenses you could pay to buy, own and sell Series F Units of the Fund. The fees and expenses – including any commissions – can vary among series of a fund and among funds. Higher commissions can influence representatives to recommend one investment over another. Ask about other funds and investments that may be suitable for you at a lower cost.

**1. Sales charges**  
No sales charges or commissions are applicable to this series of the Fund.

**2. Fund Expenses**  
You don't pay these expenses directly. They affect you because they reduce the Fund's returns. As of September 30, 2019, the Fund's expenses were 1.43% of its value. This equals \$14.30 for every \$1,000 invested.

	Annual rate (as a % of the Fund's value)
<p><b>Management Expense Ratio (MER)</b> This is the total of the Fund's management fee and operating expenses.</p>	1.34%
<p><b>Trading Expense Ratio (TER)</b> These are the Fund's trading costs.</p>	0.09%
<p><b>Fund Expenses</b></p>	<b>1.43%</b>

NCM Asset Management Ltd. waived some of the Fund's expenses. If it had not done so, the MER would have been higher.

**More about the trailing commission**

There is no trailing commission paid by the Fund or the Manager to your representative's firm for Series F Units of the Fund.

**3. Other Fees**  
You may have to pay other fees when you buy, hold, sell or switch units of the Fund.

Fee	What you pay
<b>Short-term redemption fee</b>	2% of the cost of the units you redeem within 30 days of the original date of purchase. This fee is charged by the Manager.
<b>Switch fee</b>	Your representative's firm may charge you a fee if you switch to another series of the Fund or to another Fund within the NCM Group of Funds.
<b>Fee-for-service program</b>	Series F Units are intended for investors who are participants in a fee-for-service or wrap account program sponsored by certain securities dealers. You pay a fee to your representative's firm to participate in such a program.

<p><b>What if I change my mind?</b></p> <p>Under securities law in some provinces and territories, you have the right to:</p> <ul style="list-style-type: none"><li>• Withdraw from an agreement to buy mutual funds within two business days after you receive a simplified prospectus of Fund Facts document, or</li><li>• Cancel your purchase within 48 hours after you receive confirmation of the purchase.</li></ul> <p>In some provinces and territories, you also have the right to cancel a purchase, or in some jurisdictions, claim damages, if the simplified prospectus, annual information form, Fund Facts document, or financial statements contain a misrepresentation. You must act within the time limit set by the securities law in your province or territory.</p> <p>For more information, see the securities law of your province or territory or ask a lawyer.</p>	<p><b>For more information</b></p> <p>Contact NCM Asset Management Ltd. or your representative for a copy of the Fund's simplified prospectus and other disclosure documents. These documents and the Fund Facts make up the Fund's legal documents.</p> <p>NCM Asset Management Ltd. Suite 1850, 333 - 7th Avenue S.W., Calgary, AB T2P 2Z1</p> <p>Phone: (403) 531-2650 Toll-free: 1-877-531-9355 Email: <a href="mailto:info@ncminvestments.com">info@ncminvestments.com</a> Website: <a href="http://www.ncminvestments.com">www.ncminvestments.com</a></p> <p>To learn more about investing in mutual funds, see the brochure <b>Understanding Mutual Funds</b>, which is available on the website of the Canadian Securities Administrators at <a href="http://www.securities-administrators.ca">www.securities-administrators.ca</a>.</p>
--	--





This document contains key information you should know about NCM Growth and Income Portfolio, Series F6. You can find more detailed information in the Fund's simplified prospectus. Ask your representative for a copy or contact the manager, NCM Asset Management Ltd., at 1-877-531-9355 or [info@ncminvestments.com](mailto:info@ncminvestments.com), or visit [www.ncminvestments.com](http://www.ncminvestments.com).

**Before you invest in any fund, consider how the fund would work with your other investments and your tolerance for risk.**

Quick Facts			
<b>Fund code:</b>	NRP7309	<b>Fund Manager:</b>	NCM Asset Management Ltd.
<b>Date series started:</b>	December 21, 2018	<b>Portfolio Manager:</b>	NCM Asset Management Ltd.
<b>Total value of Fund on March 31, 2020:</b>	\$26,952,699	<b>Distributions:</b>	Monthly, at month end
<b>Management expense ratio (MER):</b>	1.35%	<b>Minimum investment:</b>	Initial: \$5,000; Additional: \$100
What does the Fund invest in?			
<p>The Fund is designed to provide investors with long term capital appreciation and some current income by investing, directly or indirectly through investments in underlying funds, in a diversified portfolio of equity securities and fixed-income securities from anywhere in the world. It is expected that the Fund will invest primarily in underlying funds managed by the Manager or its affiliates and exchange traded funds.</p> <p>The charts below give you a snapshot of the Fund's investments on March 31, 2020. The Fund's investments will change.</p>			
Top 10 investments (March 31, 2020)		Investment mix (March 31, 2020)	
NCM Core Global Fund	29.3%	Canadian Equities	14.3%
NCM Short Term Income Fund	12.2%	U.S. Equities	33.4%
NCM Core Canadian Fund	9.4%	European Equities	10.8%
BMO Short-Term US IG Corporate Bond Hedged Index ETF	8.8%	Asian Equities	5.1%
BMO Mid-Term US IG Corporate Bond Hedged Index ETF	8.5%	Other Equities	0.6%
BMO Global Infrastructure Index ETF	6.8%	Canadian Fixed Income	5.6%
NCM US Dividend Plus Class	5.8%	U.S. Fixed Income	23.1%
Vanguard FTSE Developed All Cap ex NA Index ETF CAD Hedged	4.6%	Other Fixed Income	3.6%
BMO High Yield US Corporate Bond Hedged Index ETF	3.8%	Cash	3.5%
iShares Global Water Index ETF	3.4%		
<b>Total percentage of top 10 investments</b>	<b>92.6%</b>		
<b>Total number of investments</b>	<b>12</b>		

### How risky is it?

The value of the Fund can go down as well as up. You could lose money.

One way to gauge risk is to look at how much a fund's returns change over time. This is called "volatility".

In general, funds with higher volatility will have returns that change more over time. They typically have a greater chance of losing money and may have a greater chance of higher returns. Funds with lower volatility tend to have returns that change less over time. They typically have lower returns and may have a lower chance of losing money.

### Risk rating

NCM Asset Management Ltd. has rated the volatility of this Fund as **low**.

This rating is based on how much the Fund's returns have changed from year to year. It doesn't tell you how volatile the Fund will be in the future. The rating can change over time. A fund with a low risk rating can still lose money.



For more information about the risk rating and specific risks that can affect the Fund's return, see the Risk section of the Fund's simplified prospectus.

### No guarantees

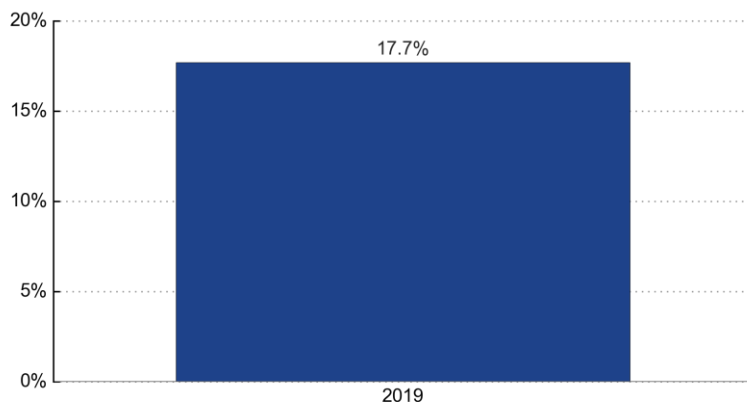
Like most mutual funds, this Fund doesn't have any guarantees. You may not get back the amount of money you invest.

### How has the Fund performed?

This section tells you how the Series F6 Units of the Fund have performed over the past 1 calendar years. Returns are after expenses have been deducted. These expenses reduce the Fund's return.

#### Year-by-Year Returns

This chart shows how the Series F6 Units of the Fund have performed over each of the past 1 calendar years. The Series decreased in value in 0 of the last 1 calendar years. The range of returns and change from year to year can help you assess how risky the Fund has been in the past. It does not tell you how the Fund will perform in the future.



#### Best and worst 3-month returns

This table shows the best and worst returns for the Series F6 Units of the Fund in a 3-month period over the past 1 calendar years, and from January 1, 2020 to March 31, 2020. The best and worst 3-month returns could be higher or lower in the future. Consider how much of a loss you could afford to take in a short period of time.

	Return	3 months ending	If you invested \$1,000 at the beginning of the period
<b>Best Return</b>	4.3%	January 31, 2020	Your investment would rise to \$1,043
<b>Worst Return</b>	-14.2%	March 31, 2020	Your investment would drop to \$858

#### Average return

As at March 31, 2020, a person who invested \$1,000 in the Fund at its inception now has \$1,026. This works out to an annual compound return of 2.0%.

<p><b>Who is this Fund for?</b></p> <p>This Fund is suitable for investors who:</p> <ul style="list-style-type: none"> <li>• Wish to invest in a diversified portfolio of equity securities and fixed-income securities from anywhere in the world</li> <li>• Want long term capital appreciation and some income</li> <li>• Are comfortable with low investment risk (i.e. are willing to accept some fluctuation in the market value of your investment)</li> <li>• Are enrolled in a fee-for-service or wrap account program</li> </ul>	<p><b>A word about tax</b></p> <p>In general, you'll have to pay income tax on any money you make on the Fund. How much you pay depends on the tax laws where you live and whether or not you hold the Fund in a registered plan such as a Registered Retirement Savings Plan, or a Tax-Free Savings Account.</p> <p>Keep in mind that if you hold your Fund in a non-registered account, distributions are included in your taxable income, whether you get them in cash or have them reinvested.</p> <p>Fund distributions that are a return of capital are not included in your taxable income, but will affect your capital gains or losses on disposition.</p>
--	---

**How much does it cost?**

The following tables show the fees and expenses you could pay to buy, own and sell Series F6 Units of the Fund. The fees and expenses – including any commissions – can vary among series of a fund and among funds. Higher commissions can influence representatives to recommend one investment over another. Ask about other funds and investments that may be suitable for you at a lower cost.

**1. Sales charges**  
No sales charges or commissions are applicable to this series of the Fund.

**2. Fund Expenses**  
You don't pay these expenses directly. They affect you because they reduce the Fund's returns. As of September 30, 2019, the Fund's expenses were 1.44% of its value. This equals \$14.40 for every \$1,000 invested.

	Annual rate (as a % of the Fund's value)
<b>Management Expense Ratio (MER)</b> This is the total of the Fund's management fee and operating expenses.	1.35%
<b>Trading Expense Ratio (TER)</b> These are the Fund's trading costs.	0.09%
<b>Fund Expenses</b>	<b>1.44%</b>

NCM Asset Management Ltd. waived some of the Fund's expenses. If it had not done so, the MER would have been higher.

**More about the trailing commission**

There is no trailing commission paid by the Fund or the Manager to your representative's firm for Series F6 Units of the Fund.

**3. Other Fees**

You may have to pay other fees when you buy, hold, sell or switch units of the Fund.

Fee	What you pay
<b>Short-term redemption fee</b>	2% of the cost of the units you redeem within 30 days of the original date of purchase. This fee is charged by the Manager.
<b>Switch fee</b>	Your representative's firm may charge you a fee if you switch to another series of the Fund or to another Fund within the NCM Group of Funds.
<b>Fee-for-service program</b>	Series F6 Units are intended for investors who are participants in a fee-for-service or wrap account program sponsored by certain securities dealers. You pay a fee to your representative's firm to participate in such a program.

### What if I change my mind?

Under securities law in some provinces and territories, you have the right to:

- Withdraw from an agreement to buy mutual funds within two business days after you receive a simplified prospectus of Fund Facts document, or
- Cancel your purchase within 48 hours after you receive confirmation of the purchase.

In some provinces and territories, you also have the right to cancel a purchase, or in some jurisdictions, claim damages, if the simplified prospectus, annual information form, Fund Facts document, or financial statements contain a misrepresentation. You must act within the time limit set by the securities law in your province or territory.

For more information, see the securities law of your province or territory or ask a lawyer.

### For more information

Contact NCM Asset Management Ltd. or your representative for a copy of the Fund's simplified prospectus and other disclosure documents. These documents and the Fund Facts make up the Fund's legal documents.

NCM Asset Management Ltd.  
Suite 1850, 333 - 7th Avenue S.W.,  
Calgary, AB T2P 2Z1

Phone: (403) 531-2650

Toll-free: 1-877-531-9355

Email: [info@ncminvestments.com](mailto:info@ncminvestments.com)

Website: [www.ncminvestments.com](http://www.ncminvestments.com)

To learn more about investing in mutual funds, see the brochure **Understanding Mutual Funds**, which is available on the website of the Canadian Securities Administrators at [www.securities-administrators.ca](http://www.securities-administrators.ca).



This document contains key information you should know about NCM Growth and Income Portfolio, Series I. You can find more detailed information in the Fund's simplified prospectus. Ask your representative for a copy or contact the manager, NCM Asset Management Ltd., at 1-877-531-9355 or [info@ncminvestments.com](mailto:info@ncminvestments.com), or visit [www.ncminvestments.com](http://www.ncminvestments.com).

**Before you invest in any fund, consider how the fund would work with your other investments and your tolerance for risk.**

Quick Facts			
<b>Fund code:</b>	NRP7305	<b>Fund Manager:</b>	NCM Asset Management Ltd.
<b>Date series started:</b>	September 28, 2018	<b>Portfolio Manager:</b>	NCM Asset Management Ltd.
<b>Total value of Fund on March 31, 2020:</b>	\$26,952,699	<b>Distributions:</b>	Annual (September), if any
<b>Management expense ratio (MER):</b>	NA*	<b>Minimum investment:</b>	Initial: \$500,000; Additional: \$100

\*This information is not available because this is a new Fund.

### What does the Fund invest in?

The Fund is designed to provide investors with long term capital appreciation and some current income by investing, directly or indirectly through investments in underlying funds, in a diversified portfolio of equity securities and fixed-income securities from anywhere in the world. It is expected that the Fund will invest primarily in underlying funds managed by the Manager or its affiliates and exchange traded funds.

The charts below give you a snapshot of the Fund's investments on March 31, 2020. The Fund's investments will change.

#### Top 10 investments (March 31, 2020)

NCM Core Global Fund	29.3%
NCM Short Term Income Fund	12.2%
NCM Core Canadian Fund	9.4%
BMO Short-Term US IG Corporate Bond Hedged Index ETF	8.8%
BMO Mid-Term US IG Corporate Bond Hedged Index ETF	8.5%
BMO Global Infrastructure Index ETF	6.8%
NCM US Dividend Plus Class	5.8%
Vanguard FTSE Developed All Cap ex NA Index ETF CAD Hedged	4.6%
BMO High Yield US Corporate Bond Hedged Index ETF	3.8%
iShares Global Water Index ETF	3.4%
<b>Total percentage of top 10 investments</b>	<b>92.6%</b>
<b>Total number of investments</b>	<b>12</b>

#### Investment mix (March 31, 2020)

Canadian Equities	14.3%
U.S. Equities	33.4%
European Equities	10.8%
Asian Equities	5.1%
Other Equities	0.6%
Canadian Fixed Income	5.6%
U.S. Fixed Income	23.1%
Other Fixed Income	3.6%
Cash	3.5%

<p><b>How risky is it?</b></p> <p>The value of the Fund can go down as well as up. You could lose money.</p> <p>One way to gauge risk is to look at how much a fund's returns change over time. This is called "volatility".</p> <p>In general, funds with higher volatility will have returns that change more over time. They typically have a greater chance of losing money and may have a greater chance of higher returns. Funds with lower volatility tend to have returns that change less over time. They typically have lower returns and may have a lower chance of losing money.</p>	<p><b>Risk rating</b></p> <p>NCM Asset Management Ltd. has rated the volatility of this Fund as <b>low</b>.</p> <p>This rating is based on how much the Fund's returns have changed from year to year. It doesn't tell you how volatile the Fund will be in the future. The rating can change over time. A fund with a low risk rating can still lose money.</p> <div style="text-align: center;"> <table border="1"> <tr> <td style="background-color: #0056b3; color: white;">Low</td> <td style="background-color: #0056b3; color: white;">Low to Medium</td> <td style="background-color: #0056b3; color: white;">Medium</td> <td style="background-color: #0056b3; color: white;">Medium to High</td> <td style="background-color: #0056b3; color: white;">High</td> </tr> </table> </div> <p>For more information about the risk rating and specific risks that can affect the Fund's return, see the Risk section of the Fund's simplified prospectus.</p>	Low	Low to Medium	Medium	Medium to High	High
Low	Low to Medium	Medium	Medium to High	High		

<p><b>No guarantees</b></p> <p>Like most mutual funds, this Fund doesn't have any guarantees. You may not get back the amount of money you invest.</p>
--

<p><b>How has the Fund performed?</b></p> <p>This section tells you how the Series I Units of the Fund have performed over the past calendar year. Returns are after expenses have been deducted. These expenses reduce the Fund's return.</p> <p><b>Year-by-Year Returns</b></p> <p>This information is not available because this series of the Fund has been distributing securities for less than one full calendar year.</p> <p><b>Best and worst 3-month returns</b></p> <p>This information is not available because this series of the Fund has been distributing securities for less than one full calendar year.</p> <p><b>Average return</b></p> <p>This information is not available because this series of the Fund has been distributing securities for less than 12 consecutive months.</p>
--

<p><b>Who is this Fund for?</b></p> <p>This Fund is suitable for investors who:</p> <ul style="list-style-type: none"> <li>• Wish to invest in a diversified portfolio of equity securities and fixed-income securities from anywhere in the world</li> <li>• Want long term capital appreciation and some income</li> <li>• Are comfortable with low investment risk (i.e. are willing to accept some fluctuation in the market value of your investment)</li> </ul>	<p><b>A word about tax</b></p> <p>In general, you'll have to pay income tax on any money you make on the Fund. How much you pay depends on the tax laws where you live and whether or not you hold the Fund in a registered plan such as a Registered Retirement Savings Plan, or a Tax-Free Savings Account.</p> <p>Keep in mind that if you hold your Fund in a non-registered account, distributions are included in your taxable income, whether you get them in cash or have them reinvested.</p>
---	--

<p><b>How much does it cost?</b></p> <p>The following tables show the fees and expenses you could pay to buy, own and sell Series I Units of the Fund. The fees and expenses – including any commissions – can vary among series of a fund and among funds. Higher commissions can influence representatives to recommend one investment over another. Ask about other funds and investments that may be suitable for you at a lower cost.</p> <p><b>1. Sales charges</b></p> <p>No sales charges or commissions are applicable to this series of the Fund.</p> <p><b>2. Fund Expenses</b></p> <p>You don't pay these expenses directly. They affect you because they reduce the Fund's return. The Fund's expenses are made up of the management fee, operating expenses and trading costs. Because this series of the Fund is new, operating expenses and trading costs are not yet available.</p>
--

**More about the trailing commission**

There is no trailing commission paid by the Fund or the Manager to your representative’s firm for Series I Units of the Fund.

**3. Other Fees**

You may have to pay other fees when you buy, hold, sell or switch units of the Fund.

Fee	What you pay
<b>Short-term redemption fee</b>	2% of the cost of the units you redeem within 30 days of the original date of purchase. This fee is charged by the Manager.
<b>Switch fee</b>	Your representative’s firm may charge you a fee if you switch to another series of the Fund or to another Fund within the NCM Group of Funds.
<b>Management fee</b>	Investors who hold Series I Units pay management fees directly to the Manager, in an amount determined by negotiation with the Manager. The management fee is negotiated on a tiered basis to a maximum (highest possible rate) of 0.85% per annum of the net asset value of the series.
<b>Negotiated trailer fee</b>	Investors who hold Series I Units may pay a negotiated trailer fee to their representative’s firm under the terms of their arrangement with their representative’s firm. This fee may be paid through a redemption of units.

**What if I change my mind?**

Under securities law in some provinces and territories, you have the right to:

- Withdraw from an agreement to buy mutual funds within two business days after you receive a simplified prospectus of Fund Facts document, or
- Cancel your purchase within 48 hours after you receive confirmation of the purchase.

In some provinces and territories, you also have the right to cancel a purchase, or in some jurisdictions, claim damages, if the simplified prospectus, annual information form, Fund Facts document, or financial statements contain a misrepresentation.

You must act within the time limit set by the securities law in your province or territory.

For more information, see the securities law of your province or territory or ask a lawyer.

**For more information**

Contact NCM Asset Management Ltd. or your representative for a copy of the Fund’s simplified prospectus and other disclosure documents. These documents and the Fund Facts make up the Fund’s legal documents.

NCM Asset Management Ltd.  
Suite 1850, 333 - 7th Avenue S.W.,  
Calgary, AB T2P 2Z1

Phone: (403) 531-2650  
Toll-free: 1-877-531-9355  
Email: [info@ncminvestments.com](mailto:info@ncminvestments.com)  
Website: [www.ncminvestments.com](http://www.ncminvestments.com)

To learn more about investing in mutual funds, see the brochure **Understanding Mutual Funds**, which is available on the website of the Canadian Securities Administrators at [www.securities-administrators.ca](http://www.securities-administrators.ca).



This document contains key information you should know about NCM Growth and Income Portfolio, Series T6. You can find more detailed information in the Fund's simplified prospectus. Ask your representative for a copy or contact the manager, NCM Asset Management Ltd., at 1-877-531-9355 or [info@ncminvestments.com](mailto:info@ncminvestments.com), or visit [www.ncminvestments.com](http://www.ncminvestments.com).

**Before you invest in any fund, consider how the fund would work with your other investments and your tolerance for risk.**

Quick Facts			
<b>Fund code:</b>	NRP7306	<b>Fund Manager:</b>	NCM Asset Management Ltd.
<b>Date series started:</b>	July 22, 2019	<b>Portfolio Manager:</b>	NCM Asset Management Ltd.
<b>Total value of Fund on March 31, 2020:</b>	\$26,952,699	<b>Distributions:</b>	Monthly, at month end
<b>Management expense ratio (MER):</b>	2.44%	<b>Minimum investment:</b>	Initial: \$5,000; Additional: \$100
What does the Fund invest in?			
<p>The Fund is designed to provide investors with long term capital appreciation and some current income by investing, directly or indirectly through investments in underlying funds, in a diversified portfolio of equity securities and fixed-income securities from anywhere in the world. It is expected that the Fund will invest primarily in underlying funds managed by the Manager or its affiliates and exchange traded funds.</p> <p>The charts below give you a snapshot of the Fund's investments on March 31, 2020. The Fund's investments will change.</p>			
Top 10 investments (March 31, 2020)		Investment mix (March 31, 2020)	
NCM Core Global Fund	29.3%	Canadian Equities	14.3%
NCM Short Term Income Fund	12.2%	U.S. Equities	33.4%
NCM Core Canadian Fund	9.4%	European Equities	10.8%
BMO Short-Term US IG Corporate Bond Hedged Index ETF	8.8%	Asian Equities	5.1%
BMO Mid-Term US IG Corporate Bond Hedged Index ETF	8.5%	Other Equities	0.6%
BMO Global Infrastructure Index ETF	6.8%	Canadian Fixed Income	5.6%
NCM US Dividend Plus Class	5.8%	U.S. Fixed Income	23.1%
Vanguard FTSE Developed All Cap ex NA Index ETF CAD Hedged	4.6%	Other Fixed Income	3.6%
BMO High Yield US Corporate Bond Hedged Index ETF	3.8%	Cash	3.5%
iShares Global Water Index ETF	3.4%		
<b>Total percentage of top 10 investments</b>	<b>92.6%</b>		
<b>Total number of investments</b>	<b>12</b>		



<p><b>How risky is it?</b></p> <p>The value of the Fund can go down as well as up. You could lose money.</p> <p>One way to gauge risk is to look at how much a fund's returns change over time. This is called "volatility".</p> <p>In general, funds with higher volatility will have returns that change more over time. They typically have a greater chance of losing money and may have a greater chance of higher returns. Funds with lower volatility tend to have returns that change less over time. They typically have lower returns and may have a lower chance of losing money.</p>	<p><b>Risk rating</b></p> <p>NCM Asset Management Ltd. has rated the volatility of this Fund as <b>low</b>.</p> <p>This rating is based on how much the Fund's returns have changed from year to year. It doesn't tell you how volatile the Fund will be in the future. The rating can change over time. A fund with a low risk rating can still lose money.</p> <div data-bbox="906 466 1453 541" style="text-align: center;"> <table border="1"> <tr> <td style="background-color: #003366; color: white;">Low</td> <td style="background-color: #003366; color: white;">Low to Medium</td> <td style="background-color: #003366; color: white;">Medium</td> <td style="background-color: #003366; color: white;">Medium to High</td> <td style="background-color: #003366; color: white;">High</td> </tr> </table> </div> <p>For more information about the risk rating and specific risks that can affect the Fund's return, see the Risk section of the Fund's simplified prospectus.</p>	Low	Low to Medium	Medium	Medium to High	High
Low	Low to Medium	Medium	Medium to High	High		
<p><b>No guarantees</b></p> <p>Like most mutual funds, this Fund doesn't have any guarantees. You may not get back the amount of money you invest.</p>						
<p><b>How has the Fund performed?</b></p> <p>This section tells you how the Series T6 Units of the Fund have performed over the past calendar year. Returns are after expenses have been deducted. These expenses reduce the Fund's return.</p> <p><b>Year-by-Year Returns</b></p> <p>This information is not available because this series of the Fund has been distributing securities for less than one full calendar year.</p> <p><b>Best and worst 3-month returns</b></p> <p>This information is not available because this series of the Fund has been distributing securities for less than one full calendar year.</p> <p><b>Average return</b></p> <p>This information is not available because this series of the Fund has been distributing securities for less than 12 consecutive months.</p>						
<p><b>Who is this Fund for?</b></p> <p>This Fund is suitable for investors who:</p> <ul style="list-style-type: none"> <li>• Wish to invest in a diversified portfolio of equity securities and fixed-income securities from anywhere in the world</li> <li>• Want long term capital appreciation and some income</li> <li>• Are comfortable with low investment risk (i.e. are willing to accept some fluctuation in the market value of your investment)</li> </ul>	<p><b>A word about tax</b></p> <p>In general, you'll have to pay income tax on any money you make on the Fund. How much you pay depends on the tax laws where you live and whether or not you hold the Fund in a registered plan such as a Registered Retirement Savings Plan, or a Tax-Free Savings Account.</p> <p>Keep in mind that if you hold your Fund in a non-registered account, distributions are included in your taxable income, whether you get them in cash or have them reinvested.</p> <p>Fund distributions that are a return of capital are not included in your taxable income, but will affect your capital gains or losses on disposition.</p>					
<p><b>How much does it cost?</b></p> <p>The following tables show the fees and expenses you could pay to buy, own and sell Series T6 Units of the Fund. The fees and expenses – including any commissions – can vary among series of a fund and among funds. Higher commissions can influence representatives to recommend one investment over another. Ask about other funds and investments that may be suitable for you at a lower cost.</p>						

### 1. Sales charges

The Series T6 Units of the Fund are available with payment of an initial sales charge.

Sales charge option	What you pay		How it works
	In per cent (%)	In dollars (\$)	
<b>Initial Sales Charge</b>	0% to 5% of the amount you buy	\$0 to \$50 on every \$1,000 you buy	<ul style="list-style-type: none"> <li>You and your representative decide on the rate.</li> <li>The initial sales charge is deducted from the amount you buy. It goes to your representative's firm as a commission.</li> </ul>

### 2. Fund Expenses

You don't pay these expenses directly. They affect you because they reduce the Fund's returns. As of September 30, 2019, the Fund's expenses were 2.53% of its value. This equals \$25.30 for every \$1,000 invested.

	Annual rate (as a % of the Fund's value)
<b>Management Expense Ratio (MER)</b> This is the total of the Fund's management fee (including the trailing commission) and operating expenses.	2.44%
<b>Trading Expense Ratio (TER)</b> These are the Fund's trading costs.	0.09%
<b>Fund Expenses</b>	<b>2.53%</b>

NCM Asset Management Ltd. waived some of the Fund's expenses. If it had not done so, the MER would have been higher.

#### More about the trailing commission

The trailing commission is an ongoing commission. It is paid for as long as you own the Fund. It is for the services and advice that your representative and their firm provide to you.

NCM Asset Management Ltd. pays the trailing commission to your representative's firm. It is paid from the Fund's management fee and is based on the value of your investment.

Sales charge option	Amount of trailing commission	
	In per cent (%)	In dollars (\$)
<b>Initial Sales Charge</b>	1.00% of the value of your investment each year	\$10.00 each year on every \$1,000 invested

### 3. Other Fees

You may have to pay other fees when you buy, hold, sell or switch units of the Fund.

Fee	What you pay
<b>Short-term redemption fee</b>	2% of the cost of the units you redeem within 30 days of the original date of purchase. This fee is charged by the Manager.
<b>Switch fee</b>	Your representative's firm may charge you a fee if you switch to another series of the Fund or to another Fund within the NCM Group of Funds.

<p><b>What if I change my mind?</b></p> <p>Under securities law in some provinces and territories, you have the right to:</p> <ul style="list-style-type: none"><li>• Withdraw from an agreement to buy mutual funds within two business days after you receive a simplified prospectus of Fund Facts document, or</li><li>• Cancel your purchase within 48 hours after you receive confirmation of the purchase.</li></ul> <p>In some provinces and territories, you also have the right to cancel a purchase, or in some jurisdictions, claim damages, if the simplified prospectus, annual information form, Fund Facts document, or financial statements contain a misrepresentation. You must act within the time limit set by the securities law in your province or territory.</p> <p>For more information, see the securities law of your province or territory or ask a lawyer.</p>	<p><b>For more information</b></p> <p>Contact NCM Asset Management Ltd. or your representative for a copy of the Fund's simplified prospectus and other disclosure documents. These documents and the Fund Facts make up the Fund's legal documents.</p> <p>NCM Asset Management Ltd. Suite 1850, 333 - 7th Avenue S.W., Calgary, AB T2P 2Z1</p> <p>Phone: (403) 531-2650 Toll-free: 1-877-531-9355 Email: <a href="mailto:info@ncminvestments.com">info@ncminvestments.com</a> Website: <a href="http://www.ncminvestments.com">www.ncminvestments.com</a></p> <p>To learn more about investing in mutual funds, see the brochure <b>Understanding Mutual Funds</b>, which is available on the website of the Canadian Securities Administrators at <a href="http://www.securities-administrators.ca">www.securities-administrators.ca</a>.</p>
--	--